



DOLMEN

LINT TILE

Catalog 2012



18" X 18", 13" X 13", 9" X 18", 3" X 13" BULLNOSE, MOSAIC


DOLMEN



Noce 18" x 18"



Noce Listello



Noce 9" x 9"




Noce Insert



Noce Mosaic




Noce 3" x 13" Bullnose



Noce 8" x 16"



Snow 18" x 18"



Snow Listello



Snow 9" x 9"



Snow Insert



Snow Mosaic



Snow 3" x 13" Bullnose



Snow 8" x 16"

Dolmen

Packaging Information:

18" x 18"	10.76 sf/ctn	5 pcs
13" x 13"	10.76 sf/ctn	9 pcs
8" x 16"	17.21 sf/ctn	X pcs

Technical information

Residential	Yes	Water Absorption	< .5
Light Commercial	Yes	Body Type	Porcelain
Commercial	Yes	Thickness	13x13 9.0 mm, 18x18 9.0 mm
Limited Outdoor	Yes	Recom. Grout Width	1/16
COF	Meets or exceeds 0.60 Wet at the time of manufacture	Glaze Hardness	7 MOHS
Frost Resistance	Yes		

