




DISTRICT / DIRECTION

DISTRICT BLANCO



DISTRICT BLANCO
30X60CM / 12"X24"

COLOR DISPLAYED ON FRONT




DISTRICT BLANCO
2"X2" MOSAIC
30X30CM / 12"X12"



DISTRICT BLANCO
BULLNOSE
8X30CM / 3"X12"



SHADE
VARIATION V3



DIRECTION DÉCOR OXIDE
30X60CM / 12"X24"

DISTRICT BEIGE



DISTRICT BEIGE
30X60CM / 12"X24"

COLOR DISPLAYED ON FRONT



DISTRICT BEIGE
2"X2" MOSAIC
30X30CM / 12"X12"



DISTRICT BEIGE
BULLNOSE
8X30CM / 3"X12"



SHADE
VARIATION V3



DIRECTION DÉCOR GRAY
30X60CM / 12"X24"

DISTRICT GRAY



DISTRICT GRAY
30X60CM / 12"X24"

COLOR DISPLAYED ON FRONT



DISTRICT GRAY
2"X2" MOSAIC
30X30CM / 12"X12"



DISTRICT GRAY
BULLNOSE
8X30CM / 3"X12"



SHADE
VARIATION V3










DIRECTION DÉCOR BLACK
30X60CM / 12"X24"

DISTRICT/DIRECTION PACKAGING INFORMATION

SIZES AVAILABLE	PCS/CTN	SF/CTN	SF/PLT	CTNS/PLT	PEI
12" x 24" - District and Direction	7	13.45	807	60	4
12" x 12" - MOSAIC 2" x 2" on 11 7/8" x 11 7/8" Sheet All Colors - District Only	10	N/A	N/A	63	4
3" x 12" - BULLNOSE All Colors - District Only	20	N/A	N/A	80	N/A

DISTRICT/DIRECTION KEY FEATURES

 Water Absorption	 Breaking Strength	 Shade Variations	 Mohs	 Frost Resistance	 Chemical Resistance	 D.C.O.F. Wet
<0.5%	>250 lbs	V3	7	Resistant	Acid & Base (Excellent)	.60

*Key features apply to floor tile only.



111 NOTCH LANE WENDEL, PA 15691 • P: 800-245-5564 F: 724-446-9252 • www.linttile.com