

LEVIAN

COLOR DISPLAYED ON FRONT

LEVIAN GREY



LEVIAN GREY
30X60CM / 12"X24"




MOSAIC GREY
30X36CM / 12"X14"

SHADE VARIATION V2



BULLNOSE GREY
8x30cm / 3"x12"



GREY
30X30CM / 12"X12"



GREY 45X45CM / 18"X18"



WALL GREY
41x25cm / 16"x10"



WALL BULLNOSE GREY
8x25cm / 3"x10"

COLOR DISPLAYED ON FRONT

LEVIAN SNOW




LEVIAN SNOW
30X60CM / 12"X24"




MOSAIC SNOW
30X36CM / 12"X14"

SHADE VARIATION V2



BULLNOSE SNOW
8x30cm / 3"x12"




SNOW
30X30CM / 12"X12"



SNOW 45X45CM / 18"X18"



WALL SNOW
41x25cm / 16"x10"



WALL BULLNOSE SNOW
8x25cm / 3"x10"

LEVIAN PACKAGING INFORMATION

SIZES AVAILABLE	PCS/CTN	SF/CTN	SF/PLT	CTNS/PLT	PEI
16" x 10"- Ceramic Wall	15	16.15	872.10	54	N/A
12" x 24"- Porcelain	10	19.38	930.24	48	4
18" x 18"- Porcelain	9	19.65	1021.8	52	4
12" x 12"- Porcelain	14	13.56	894.96	66	4
12" x 14" - MOSAIC 2" x 4" on 11 3/4" x 13 3/4" Sheet All Colors- Porcelain	10	N/A	N/A	36	4
3" x 12" - BULLNOSE All Colors- Porcelain	20	N/A	N/A	84	N/A
3" x 10" - BULLNOSE All Colors- Ceramic	20	N/A	N/A	98	N/A

LEVIAN KEY FEATURES

Water Absorption	Breaking Strength	Shade Variations	Mohs	Frost Resistance	Chemical Resistance	D.C.O.F. Wet
< 0.5%	>275 lbs	V2	9	Resistant	Resistant	> 0.42

*Key features apply to floor tile only.



111 NOTCH LANE WENDEL, PA 15691 • P: 800-245-5564 F: 724-446-9252 • www.linttile.com