


QUEENSTONE


QUEENSTONE ASH




QUEENSTONE ASH
30X60CM / 12"X24"



SHADE
VARIATION V2




QUEENSTONE ASH
30X30CM / 12"X12"



QUEENSTONE ASH
45X45CM / 18"X18"




QUEENSTONE ASH
8x25cm / 3"x10"



MOSAIC ASH
30X30CM / 12"X12"




BULLNOSE ASH
8x30cm / 3"x12"



CERAMIC WALL TILE ASH
25x60cm / 10"x24"

COLOR DISPLAYED ON FRONT


QUEENSTONE BEIGE



QUEENSTONE BEIGE
30X60CM / 12"X24"



SHADE
VARIATION V2




QUEENSTONE BEIGE
30X30CM / 12"X12"



QUEENSTONE BEIGE
45X45CM / 18"X18"




QUEENSTONE BEIGE
8x25cm / 3"x10"



MOSAIC BEIGE
30X30CM / 12"X12"



BULLNOSE BEIGE
8x30cm / 3"x12"



CERAMIC WALL TILE BEIGE
25x60cm / 10"x24"

COLOR DISPLAYED ON FRONT

QUEENSTONE PACKAGING INFORMATION

SIZES AVAILABLE	PCS/CTN	SF/CTN	SF/PLT	CTNS/PLT	PEI
10" x 24"	10	16.15	775.20	48	N/A
12" x 12"	11	10.66	703.56	66	4
18" x 18"	7	15.28	794.56	52	4
12" x 24"	8	15.5	744	48	4
12" x 12" - MOSAIC 2" x 2" on 11 7/8" x 11 7/8" Sheet All Colors	10	N/A	N/A	63	4
3" x 12" - BULLNOSE All Colors	20	N/A	N/A	80	N/A
3" x 10" - BULLNOSE All Colors	20	N/A	N/A	80	N/A

QUEENSTONE KEY FEATURES

Water Absorption	Breaking Strength	Shade Variations	Mohs	Frost Resistance	Chemical Resistance	D.C.O.F. Wet
< 0.5%	>250 lbs	V2	7	Resistant	Acid & Base (Excellent)	> 0.42

*Key features apply to floor tile only.



111 NOTCH LANE WENDEL, PA 15691 • P: 800-245-5564 F: 724-446-9252 • www.linttile.com