

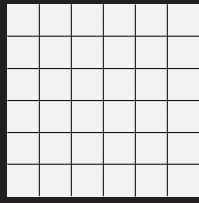


ULTRA


ULTRA WHITE



ULTRA WHITE
30x60cm / 12"x24"
MATTE



WHITE
30x30cm / 11.75"x11.75"
2"x2" MOSAIC
MATTE



WHITE
10x30cm / 4"x12"
BULLNOSE
MATTE

SHADE VARIATION V2

COLOR DISPLAYED ON FRONT

ULTRA BLACK



ULTRA BLACK
30x60cm / 12"x24"
MATTE



BLACK
30x30cm / 11.75"x11.75"
2"x2" MOSAIC
MATTE



BLACK
10x30cm / 4"x12"
BULLNOSE
MATTE









SHADE VARIATION V2

COLOR DISPLAYED ON FRONT

ULTRA PACKAGING INFORMATION

SIZES AVAILABLE	PCS/CTN	SF/CTN	SF/PLT	CTNS/PLT	PEI
2" x 2" - MOSAIC 11.75" x 11.75" SHEET Matte- All Colors	10	N/A	N/A	36	4
4" x 12" - BULLNOSE Matte- All Colors	20	N/A	N/A	84	4
12" x 24"-Matte	8	15.5	744	48	4

ULTRA KEY FEATURES

 Water Absorption	 Breaking Strength	 Shade Variations	 Mohs	 Frost Resistance	 Chemical Resistance	 D.C.O.F. Wet
< 0.5%	>250 lbs	V2	7	Resistant	Acid & Base (Excellent)	> 0.42
*Key features apply to floor tile only.						



111 NOTCH LANE WENDEL, PA 15691 • P: 800-245-5564 F: 724-446-9252 • www.linttile.com