


CREEKSIDE



30x60cm / 12"x24"



30x30cm / 12"x12"
2"x2" MOSAIC











8x30cm / 3"x12"
BULLNOSE



CREEKSIDE PACKAGING INFORMATION

SIZES AVAILABLE	PCS/CTN	SF/CTN	CTNS/PLT	SF/PLT	PEI
12" x 24" - Calibrated	8	15.5	48	744	4
2" x 2" - MOSAIC	10	N/A	36	N/A	4
3" x 12" - BULLNOSE	20	N/A	72	N/A	4

CREEKSIDE KEY FEATURES

						
Water Absorption	Breaking Strength	Shade Variations	Mohs	Frost Resistance	Chemical Resistance	D.C.O.F. Wet
< 0.5%	> 425 lbs	V3	7	Resistant	Class A	≥ 0.42
*Key features apply to floor tile only.					 <small>0.5% or less water absorption</small>	



111 NOTCH LANE WENDEL, PA 15691

P: 800-245-5564 F: 724-446-9252

www.linttile.com