

# DOVER



20x50cm / 8"x20"




33x33cm / 13"x13"



8x20cm / 3"x8"  
BULLNOSE



8x33cm / 3"x13"  
BULLNOSE



30x30cm / 12"x12"  
MOSAIC










SHADE  
VARIATION V2

## DOVER PACKAGING INFORMATION - CERAMIC

SIZES AVAILABLE	FL/WL	PCS/CTN	SF/CTN	CTNS/PLT	SF/PLT	PEI
8" x 20"	Wall	12	12.92	56	723.33	N/A
13" x 13"	Floor	14	17.22	40	688.8	4
12" x 12" - MOSAIC 2" x 2" on 11 7/8" x 11 7/8" Sheet All Colors	Floor	10	N/A	63	N/A	4
3" x 8" - BULLNOSE All Colors	Wall	20	N/A	120	N/A	N/A
3" x 13" - BULLNOSE All Colors	Floor	20	N/A	80	N/A	N/A

## DOVER KEY FEATURES

						
Water Absorption	Breaking Strength	Shade Variations	Mohs	Frost Resistance	Chemical Resistance	D.C.O.F. Wet
> 3%	> 200 lbs	V2	6	NO	Acid & Base (Excellent)	N/A

\*Key features apply to floor tile only.



# LINT TILE

111 NOTCH LANE WENDEL, PA 15691

P: 800-245-5564 F: 724-446-9252

www.linttile.com

# DOVER


Digital Ink-Jet Ceramic




DOVER GRIS

**DOVER BEIGE**

SHADE VARIATION V2




DOVER BEIGE  
20x50cm / 8"x20"




BEIGE  
33x33cm / 13"x13"



BEIGE  
2"x2" MOSAIC  
30x30cm / 12"x12"




BEIGE  
BULLNOSE  
8x20cm / 3"x8"




BEIGE  
BULLNOSE  
8x33cm / 3"x13"

**DOVER GRIS**

SHADE VARIATION V2



DOVER GRIS  
20x50cm / 8"x20"



GRIS  
33x33cm / 13"x13"



GRIS  
2"x2" MOSAIC  
30x30cm / 12"x12"



GRIS  
BULLNOSE  
8x20cm / 3"x8"



GRIS  
BULLNOSE  
8x33cm / 3"x13"

