


# DISTRICT



30x60cm / 12"x24"



30x30cm / 12"x12"  
MOSAIC



8x30cm / 3"x12"  
BULLNOSE











SHADE  
VARIATION V3

## DISTRICT PACKAGING INFORMATION

SIZES AVAILABLE	PCS/CTN	SF/CTN	CTNS/PLT	SF/PLT	PEI
12" x 24"	7	13.45	60	807	4
12" x 12" - MOSAIC 2" x 2" on 11 7/8" x 11 7/8" Sheet All Colors	10	N/A	63	N/A	4
3" x 12" - BULLNOSE All Colors	20	N/A	80	N/A	N/A

## DISTRICT KEY FEATURES

						
Water Absorption	Breaking Strength	Shade Variations	Mohs	Frost Resistance	Chemical Resistance	D.C.O.F. Wet
< 0.5%	> 250 lbs	V3	7	Resistant	Acid & Base (Excellent)	.60
*Key features apply to floor tile only.				 <p>CERTIFIED <b>P RCELAIN</b><sup>TM</sup> TILE 0.5% or less water absorption</p>		



111 NOTCH LANE WENDEL, PA 15691  
P: 800-245-5564 F: 724-446-9252  
www.linttile.com