

LEA STONE




60x60cm / 24"x24"
MATTE/POLISHED



30x60cm / 12"x24"
MATTE/POLISHED



10x30cm / 4"x12"
BULLNOSE
MATTE/POLISHED



30x30cm / 11.75"x11.75"
2"x2" MOSAIC MATTE











SHADE
VARIATION V3

LEA STONE PACKAGING INFORMATION

SIZES AVAILABLE	PCS/CTN	SF/CTN	CTNS/PLT	SF/PLT	PEI
2" x 2" - MOSAIC 11.75" x 11.75" SHEET Matte- All Colors	10	N/A	36	N/A	4
4" x 12" - BULLNOSE Matte/Polished- All Colors	20	N/A	72	N/A	4
12" x 24"-Matte/Polished	8	15.38	32	492.16	4
24" x 24"-Matte/Polished	4	15.46	32	494.72	4

LEA STONE KEY FEATURES

						
Water Absorption	Breaking Strength	Shade Variations	Mohs	Frost Resistance	Chemical Resistance	D.C.O.F. Wet
< 0.5%	≥ 325 lbs	V3	7	Resistant	Resistant	≥ 0.42 Matte
*Key features apply to floor tile only.				 <p>CERTIFIED PORCELAINTM TILE 0.5% or less water absorption</p>		



111 NOTCH LANE WENDEL, PA 15691

P: 800-245-5564 F: 724-446-9252

www.linttile.com