


LEA STONE

LEA STONE WHITE




WHITE
30x60cm / 12"x24"
MATTE/POLISHED

COLOR DISPLAYED ON FRONT



WHITE
60x60cm / 24"x24"
MATTE/POLISHED



WHITE
30x30cm / 11.75"x11.75"
2"x2" MOSAIC
MATTE



WHITE
10x30cm / 4"x12"
MATTE/POLISHED

SHADE VARIATION V3

LEA STONE BEIGE



BEIGE
30x60cm / 12"x24"
MATTE/POLISHED


COLOR DISPLAYED ON FRONT



BEIGE
60x60cm / 24"x24"
MATTE/POLISHED



BEIGE
30x30cm / 11.75"x11.75"
2"x2" MOSAIC
MATTE



BEIGE
10x30cm / 4"x12"
MATTE/POLISHED

SHADE VARIATION V3

LEA STONE SILVER



SILVER
30x60cm / 12"x24"
MATTE/POLISHED


COLOR DISPLAYED ON FRONT



SILVER
60x60cm / 24"x24"
MATTE/POLISHED



SILVER
30x30cm / 11.75"x11.75"
2"x2" MOSAIC
MATTE



SILVER
10x30cm / 4"x12"
MATTE/POLISHED

SHADE VARIATION V3

LEA STONE PACKAGING INFORMATION

SIZES AVAILABLE	PCS/CTN	SF/CTN	SF/PLT	CTNS/PLT	PEI
2" x 2" - MOSAIC 11.75" x 11.75" SHEET Matte- All Colors	10	N/A	N/A	36	4
4" x 12" - BULLNOSE Matte/Polished- All Colors	20	N/A	N/A	72	4
12" x 24"-Matte/Polished	8	15.38	492.16	32	4
24" x 24"-Matte/Polished	4	15.46	494.72	32	4

LEA STONE KEY FEATURES

Water Absorption	Breaking Strength	Shade Variations	Mohs	Frost Resistance	Chemical Resistance	D.C.O.F. Wet
< 0.5%	≥ 325 lbs	V3	7	Resistant	Resistant	≥ 0.42 Matte

*Key features apply to floor tile only.



111 NOTCH LANE WENDEL, PA 15691 • P: 800-245-5564 F: 724-446-9252 • www.linttile.com