


OTOMI



30x60cm / 12"x24"



30x30cm / 12"x12"
2"x2" MOSAIC



8x30cm / 3"x12"
BULLNOSE











SHADE
VARIATION V2

OTOMI PACKAGING INFORMATION

| SIZES AVAILABLE | PCS/CTN | SF/CTN | CTNS/PLT | SF/PLT | PEI |
|---|---------|--------|----------|--------|-----|
| 12" x 24" | 8 | 15.5 | 48 | 744 | 4 |
| 12" x 12" - MOSAIC 2" x 2" on 11 7/8" x 11 7/8" Sheet <i>All Colors</i> | 10 | N/A | 63 | N/A | 4 |
| 3" x 12" - BULLNOSE <i>All Colors</i> | 20 | N/A | 80 | N/A | N/A |

OTOMI KEY FEATURES

|  |  |  |  |  |  |  |
|---|---|---|---|---|---|---|
| Water Absorption | Breaking Strength | Shade Variations | Mohs | Frost Resistance | Chemical Resistance | D.C.O.F. Wet |
| < 0.5% | > 250 lbs | V2 | 7 | Resistant | Acid & Base (Excellent) | > 0.42 |
| *Key features apply to floor tile only. | | | |  <p>0.5% or less water absorption</p> | | |



111 NOTCH LANE WENDEL, PA 15691

P: 800-245-5564 F: 724-446-9252

www.linttile.com