




OLD ROCKS

Calibrated Porcelain Tile


OLD ROCKS TAUPE



OLD ROCKS
TAUPE
30x60cm / 12"x24"




TAUPE
30x30cm / 12"x12"
2"x2" MOSAIC



TAUPE
8x30cm / 3"x12"
BULLNOSE

COLOR DISPLAYED ON FRONT

OLD ROCKS LIGHT GRAY



OLD ROCKS
LIGHT GRAY
30x60cm / 12"x24"




LIGHT GRAY
30x30cm / 12"x12"
2"x2" MOSAIC




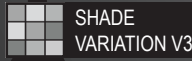
LIGHT GRAY
8x30cm / 3"x12"
BULLNOSE

COLOR DISPLAYED ON FRONT

OLD ROCKS BLACK



OLD ROCKS
BLACK
30x60cm / 12"x24"



BLACK
30x30cm / 12"x12"
2"x2" MOSAIC



BLACK
8x30cm / 3"x12"
BULLNOSE

COLOR DISPLAYED ON FRONT

OLD ROCKS PACKAGING INFORMATION

SIZES AVAILABLE	PCS/CTN	SF/CTN	SF/PLT	CTNS/PLT	PEI
12" x 24" - Calibrated	8	15.5	744	48	4
2" x 2" - MOSAIC	10	N/A	N/A	36	4
3" x 12" - BULLNOSE	20	N/A	N/A	72	4

OLD ROCKS KEY FEATURES

 Water Absorption	 Breaking Strength	 Shade Variations	 Mohs	 Frost Resistance	 Chemical Resistance	 D.C.O.F. Wet
< 0.5%	> 425 lbs	V3	7	Resistant	Class A	≥ 0.42

*Key features apply to floor tile only.



111 NOTCH LANE WENDEL, PA 15691 • P: 800-245-5564 F: 724-446-9252 • www.linttile.com