

# SABINA











25x25cm / 10"x10"



## SABINA PACKAGING INFORMATION - PORCELAIN

SIZES AVAILABLE	FL/WL	PCS/CTN	SF/CTN	CTNS/PLT	SF/PLT	PEI
10" x 10" - WALL/ FLOOR 9 7/8" x 9 7/8" Actual Size All Colors	Both	16	10.76	63	677.88	4

## SABINA KEY FEATURES

						
Water Absorption	Breaking Strength	Shade Variations	Mohs	Frost Resistance	Chemical Resistance	D.C.O.F. Wet
.15%	> 1 300N	V4	8	YES	GA/Complies	R10
*Key features apply to floor tile only.				 <p>CERTIFIED PORCELAIN TILE 0.5% or less water absorption</p>		



111 NOTCH LANE WENDEL, PA 15691

P: 800-245-5564 F: 724-446-9252

www.linttile.com