


# THREE RIVERS HICKORY

## 3 RIVERS HICKORY Natural (CC)



Natural (CC)  
3/4" x 3 1/4" & 5" Solid  
1/2" x 5.4" Engineered  
Smooth Texture Wood

COLOR DISPLAYED ON FRONT- SOLID


## 3 RIVERS HICKORY Vintage (PS)



Vintage (PS)  
3/4" x 3 1/4" & 5" Solid  
1/2" x 5.4" Engineered  
Smooth Texture Wood

COLOR DISPLAYED ON FRONT

## 3 RIVERS HICKORY Mesquite (RI)



Mesquite (RI)  
3/4" x 3 1/4" & 5" Solid  
1/2" x 5.4" Engineered  
Smooth Texture Wood

COLOR DISPLAYED ON FRONT



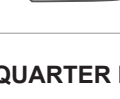

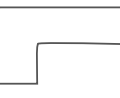
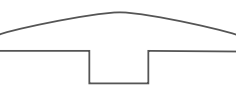

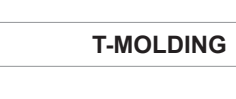



## 3 RIVERS HICKORY Midnight (KB)



Midnight (KB)  
3/4" x 3 1/4" & 5" Solid  
1/2" x 5.4" Engineered  
Smooth Texture Wood

COLOR DISPLAYED ON FRONT

### THREE RIVERS HICKORY SPECIFICATIONS

PACKAGING								
PRODUCT DESCRIPTION	PCS/CTN	LBS/CTN	CTNS/PLT	SF/CTN	SF/PLT			
3/4" x 3 1/4" Smooth Solid	Varies	65	40	22.5	900			
3/4" x 5" Smooth Solid	Varies	67	40	23.5	940			
1/2" x 5.4" Smooth Engineered	Varies	63	32	35.1	1123.2			
PRODUCT				COORDINATING TRIM PIECES - 78"				
<b>COLLECTION</b>	THREE RIVERS HICKORY		<b>FINISH</b>	Aluminum Oxide		<input checked="" type="checkbox"/>		<input checked="" type="checkbox"/>
<b>CONSTRUCTION</b>	Solid & 5 Ply Engineered with 3mm wear layer		<b>GLOSS LEVEL</b>	Low Gloss 7% +/- .02		78"		78"
<b>THICKNESS</b>	Solid	3/4"	<b>EDGE</b>	Micro Bevel	<b>QUARTER ROUND</b>		<b>FLUSH STAIRNOSE</b>	
	Engineered	1/2"	<b>PROFILE</b>	TONGUE & GROOVE		<input checked="" type="checkbox"/>		<input checked="" type="checkbox"/>
<b>WIDTH</b>	Solid	3 1/4" or 5"	<b>INSTALL GRADE</b>	Substrate < 12% RH		78"		78"
	Engineered	5.4" +/- .003	<b>RADIANT HEAT</b>	SOL-NO	<b>THRESHOLD REDUCER</b>		<b>T-MOLDING</b>	
<b>SPECIES</b>	HICKORY		<b>AVG LENGTH</b>	SOL 32"		<input checked="" type="checkbox"/>		
<b>TEXTURE</b>	Smooth			ENG 36"		78"		
<b>PLANK LENGTH</b>	Solid	Varies: 9" - 84"	<b>VARIATION</b>	MED - HIGH				
	Engineered	Varies: 15" - 86.5"	<b>GRADE</b>	MILL RUN				
<b>COLORS</b>	Natural, Vintage, Mesquite, Midnight							
<b>INSTALLATION METHOD</b>	Solid	Nail						
	Engineered	Staple, Glue or Float						
WARRANTY								
<b>RESIDENTIAL</b>	LIFETIME							
<b>CERTIFIED</b>	FloorScore®		GREENGUARD®					

# LINT TILE

111 NOTCH LANE WENDEL, PA 15691 • P: 800-245-5564 F: 724-446-9252 • www.linttile.com

