


SUNRISE



BEIGE
32.5x55cm / 13"x22"
MATTE



GRAY
32.5x55cm / 13"x22"
MATTE




GRAY BULLNOSE
10x30cm / 4"x12" &
10x32.5cm / 4"x13
MATTE



BEIGE
30x30cm / 12"x12"
MATTE



BEIGE 2"x2" MOSAIC
30x30cm / 12"x12" SHEET
MATTE



GRAY 2"x2" MOSAIC
30x30cm / 12"x12" SHEET
MATTE



GRAY
30x30cm / 12"x12"
MATTE










BEIGE BULLNOSE
10x30cm / 4"x12" &
10x32.5cm / 4"x13
MATTE



SUNRISE PACKAGING INFORMATION

| SIZES AVAILABLE | PCS/CTN | LBS/CTN | SF/CTN | CTNS/PLT | SF/PLT |
|--|---------|---------|--------|----------|--------|
| 13" x 22" - Matte | 11 | 61.86 | 21.85 | 48 | 1048.8 |
| 12" x 12" - Matte | 22 | 65.04 | 23.04 | 34 | 783.02 |
| 2" x 2" - MOSAIC 11.75" x 11.75" SHEET Matte- All Colors | 10 | N/A | N/A | 36 | N/A |
| 4" x 12" & 4" x 13" - BULLNOSE Matte- All Colors | 20 | 11 | N/A | 72 | N/A |

SUNRISE KEY FEATURES

|  |  |  |  |  |  |  |
|---|---|---|--|---|---|---|
| Water Absorption | Breaking Strength | Shade Variations | Mohs | Frost Resistance | Chemical Resistance | D.C.O.F. Wet |
| > 5.0% | > 250 lbs | V2 | 7 CLASS IV | OUTDOOR | Non-Resistant | < 0.42 |
| *Key features apply to floor tile only. | | | | | | |



111 NOTCH LANE WENDEL, PA 15691

P: 800-245-5564 F: 724-446-9252

www.linttile.com