

# TRAVERTINO

Rectified Glazed Porcelain




TRAVERTINO CREMA - MATTE

TRAVERTINO CREMA



SHADE  
VARIATION V3




TRAVERTINO CREMA  
30x60cm / 12"x24"  
MATTE / POLISHED

TRAVERTINO BLANCO



SHADE  
VARIATION V3



TRAVERTINO BLANCO  
30x60cm / 12"x24"  
MATTE / POLISHED

# TRAVERTINO



CREMA  
30x60cm / 12"x24"  
MATTE / POLISHED



CREMA 2"x2" MOSAIC  
30x30cm / 12"x12" SHEET  
MATTE




CREMA  
26x29cm / 10.25"x11.75"  
3"x3" HEXAGONAL MOSAIC  
MATTE



CREMA BULLNOSE  
10x30cm / 4"x12"  
MATTE / POLISHED



BLANCO  
30x60cm / 12"x24"  
MATTE / POLISHED



BLANCO 2"x2" MOSAIC  
30x30cm / 12"x12" SHEET  
MATTE



BLANCO  
26x29cm / 10.25"x11.75"  
3"x3" HEXAGONAL MOSAIC  
MATTE



BLANCO BULLNOSE  
10x30cm / 4"x12"  
MATTE / POLISHED



SHADE  
VARIATION V3

TRAVERTINO PACKAGING INFORMATION						
SIZES AVAILABLE	PCS/CTN	LBS/CTN	SF/CTN	CTNS/PLT	SF/PLT	PEI
Rectified 12" x 24" - Matte / Polished	5	42.25	9.68	60	580.8	4 / 3
2" x 2" - MOSAIC 11.75" x 11.75" SHEET Matte- All Colors	10	N/A	N/A	36	N/A	N/A
3" x 3" Hexagonal - MOSAIC 10.25" x 11.75" SHEET Matte- All Colors	10	N/A	N/A	36	N/A	N/A
4" x 12" - BULLNOSE Matte / Polished - All Colors	20	11	N/A	72	N/A	N/A

TRAVERTINO KEY FEATURES						
<b>Water Absorption</b>	<b>Breaking Strength</b>	<b>Shade Variations</b>	<b>Mohs</b>	<b>Frost Resistance</b>	<b>Chemical Resistance</b>	<b>D.C.O.F. Wet</b>
≤ 0.2%	≥ 337 lbs	V3	7	OUTDOOR	Resistant	< 0.42
*Key features apply to floor tile only.						



111 NOTCH LANE WENDEL, PA 15691

P: 800-245-5564 F: 724-446-9252

www.linttile.com