

TRAVERTINO



CREMA
30x60cm / 12"x24"
MATTE / POLISHED



CREMA 2"x2" MOSAIC
30x30cm / 12"x12" SHEET
MATTE




CREMA
26x29cm / 10.25"x11.75"
3"x3" HEXAGONAL MOSAIC
MATTE



CREMA BULLNOSE
10x30cm / 4"x12"
MATTE / POLISHED



BLANCO
30x60cm / 12"x24"
MATTE / POLISHED



BLANCO 2"x2" MOSAIC
30x30cm / 12"x12" SHEET
MATTE



BLANCO
26x29cm / 10.25"x11.75"
3"x3" HEXAGONAL MOSAIC
MATTE



BLANCO BULLNOSE
10x30cm / 4"x12"
MATTE / POLISHED










SHADE
VARIATION V3

TRAVERTINO PACKAGING INFORMATION

SIZES AVAILABLE	PCS/CTN	LBS/CTN	SF/CTN	CTNS/PLT	SF/PLT	PEI
Rectified 12" x 24" - Matte / Polished	5	42.25	9.68	60	580.8	4 / 3
2" x 2" - MOSAIC 11.75" x 11.75" SHEET Matte- All Colors	10	N/A	N/A	36	N/A	N/A
3" x 3" Hexagonal - MOSAIC 10.25" x 11.75" SHEET Matte- All Colors	10	N/A	N/A	36	N/A	N/A
4" x 12" - BULLNOSE Matte / Polished - All Colors	20	11	N/A	72	N/A	N/A

TRAVERTINO KEY FEATURES

						
Water Absorption	Breaking Strength	Shade Variations	Mohs	Frost Resistance	Chemical Resistance	D.C.O.F. Wet
≤ 0.2%	≥ 337 lbs	V3	7	OUTDOOR	Resistant	< 0.42

*Key features apply to floor tile only.



111 NOTCH LANE WENDEL, PA 15691

P: 800-245-5564 F: 724-446-9252

www.linttile.com