


IMAGINE



7.5x30cm / 3"x12"
MATTE



20x22.5cm / 8"x9"
MATTE



7.5x30cm / 3"x12"
MATTE BULLNOSE











SHADE
VARIATION V4

IMAGINE PACKAGING INFORMATION

SIZES AVAILABLE	PCS/CTN	SF/CTN	CTNS/PLT	SF/PLT	PEI
3" x 12"- Matte	26	6.35	120	761.81	4
3" x 12"- Matte Bullnose	26	N/A	120	N/A	4
8" x 9" Hexagonal- Matte	24	9.04	48	433.84	4

IMAGINE KEY FEATURES

						
Water Absorption	Breaking Strength	Shade Variations	Mohs	Frost Resistance	Chemical Resistance	D.C.O.F. Wet
≤ 0.5%	< 360 lbs	V4	7	Resistant	CLASS 5	0.72
*Key features apply to floor tile only.				 <p>CERTIFIED PORCELAINTM TILE 0.5% or less water absorption</p>		



LINT TILE

111 NOTCH LANE WENDEL, PA 15691
P: 800-245-5564 F: 724-446-9252

www.linttile.com