

# WOODLANDS











17x114cm / 7"x45"  
MATTE



## WOODLANDS PACKAGING INFORMATION

SIZES AVAILABLE	PCS/CTN	SF/CTN	CTNS/PLT	SF/PLT	PEI
7" x 45"- Matte	5	10.44	63	657.79	4

## WOODLANDS KEY FEATURES

						
Water Absorption	Breaking Strength	Shade Variations	Mohs	Frost Resistance	Chemical Resistance	D.C.O.F. Wet
< 0.5%	> 295 lbs	V2	7	Resistant	Resistant	0.39
*Key features apply to floor tile only.				 <small>0.5% or less water absorption</small>		



111 NOTCH LANE WENDEL, PA 15691  
P: 800-245-5564 F: 724-446-9252  
[www.linttile.com](http://www.linttile.com)

