


ALTEZZA



30x60cm / 12"x24"



30x30cm / 12"x12"
MOSAIC



8x30cm / 3"x12"
BULLNOSE










SHADE
VARIATION V2


ALTEZZA PACKAGING INFORMATION

SIZES AVAILABLE	PCS/CTN	SF/CT	CTNS/PLT	SF/PLT	PEI
12" x 24"	8	15.5	48	744	4
12" x 12" - MOSAIC 2" x 2" on 11 7/8" x 11 7/8" Sheet All Colors	10	N/A	63	N/A	4
3" x 12" - BULLNOSE All Colors	20	N/A	80	N/A	4

ALTEZZA KEY FEATURES

						
Water Absorption	Breaking Strength	Shade Variations	Mohs	Frost Resistance	Chemical Resistance	D.C.O.F. Wet
< 0.5%	> 250 lbs	V2	7	Resistant	Acid & Base (Excellent)	≥ 0.42

*Key features apply to floor tile only.



CERTIFIED
PORCELAIN
TILE
0.5% or less water absorption



221 LINT LANE IRWIN, PA 15642
P: 800-245-5564 F: 724-446-9252
www.linttile.com



SCAN ME

ALTEZZA

Digital Ink-Jet Porcelain



ALTEZZA - BLACK

ALTEZZA BLACK

SHADE VARIATION V2



ALTEZZA BLACK
30x60cm / 12"x24"



2"x2" MOSAIC BLACK
30x30cm / 12"x12"



BULLNOSE BLACK
8x30cm / 3"x12"

SHADE VARIATION V2

ALTEZZA GRIS




ALTEZZA GRIS
30x60cm / 12"x24"



2"x2" MOSAIC GRIS
30x30cm / 12"x12"



BULLNOSE GRIS
8x30cm / 3"x12"



ALTEZZA BLACK



ALTEZZA GRIS