

ARCTIC STYLE




60x120cm / 24"x48"
MATTE/POLISHED



10x30cm / 4"x12"
BULLNOSE
MATTE/POLISHED




30x60cm / 12"x24"
MATTE/POLISHED



30x30cm / 11.75"x11.75"
2"x2" MOSAIC
MATTE



SHADE
VARIATION V1



26x29cm / 10.25"x11.75"
3"x3" HEXAGONAL
MOSAIC MATTE



60x60cm / 24"x24"
MATTE/POLISHED











10x60cm / 4"x12"
POLISHED

ARCTIC STYLE PACKAGING INFORMATION

SIZES AVAILABLE	PCS/CTN	SF/CTN	CTNS/PLT	SF/PLT	PEI
2" x 2" - MOSAIC 11.75" x 11.75" SHEET Matte- All Colors	10	N/A	36	N/A	4
24" x 48"-Matte/Polished	2	15.49	35	542.15	4
4" x 12" - Polished	20	6.66	72	479.52	4
4" x 12" - BULLNOSE Matte/Polished- All Colors	20	N/A	72	N/A	4
12" x 24"-Matte/Polished	8	15.38	32	492.16	4
24" x 24"-Matte/Polished	4	15.46	32	494.72	4
3" x 3" Hexagonal - MOSAIC 10.25" x 11.75" SHEET Matte- All Colors	10	N/A	36	N/A	4

ARCTIC STYLE KEY FEATURES

						
Water Absorption	Breaking Strength	Shade Variations	Mohs	Frost Resistance	Chemical Resistance	D.C.O.F. Wet
< 0.5%	≥ 425 lbs	V1	7 Matte	Resistant	Acid & Base (Excellent)	≥ 0.42 Matte
*Key features apply to floor tile only.				 <p>CERTIFIED PORCELAIN TILE 0.5% or less water absorption</p>		



221 LINT LANE IRWIN, PA 15642
P: 800-245-5564 F: 724-446-9252
www.linttile.com

