


BLENDSTONE




30x60cm / 12"x24"



45x45cm / 18"x18"




30x30cm / 12"x12"



30x30cm / 12"x12"
MOSAIC



8x15cm / 3"x6"



15x15cm / 6"x6"



8x30cm / 3"x12"
BULLNOSE











SHADE
VARIATION V2

BLENDSTONE PACKAGING INFORMATION

SIZES AVAILABLE	PCS/CTN	SF/CTN	CTNS/PLT	SF/PLT	PEI
3" x 6"	88	10.66	72	767.52	4
6" x 6"	44	10.66	72	767.52	4
12" x 12"	11	10.66	66	703.56	4
18" x 18"	7	15.28	52	794.56	4
12" x 24"	8	15.5	48	744	4
12" x 12" - MOSAIC 2" x 2" on 11 7/8" x 11 7/8" Sheet All Colors	10	N/A	63	N/A	4
3" x 12" - BULLNOSE All Colors	20	N/A	80	N/A	N/A

BLENDSTONE KEY FEATURES

						
Water Absorption	Breaking Strength	Shade Variations	Mohs	Frost Resistance	Chemical Resistance	D.C.O.F. Wet
< 0.5%	> 250 lbs	V2	8	Resistant	Acid & Base (Excellent)	> 0.42
*Key features apply to floor tile only.						



221 LINT LANE IRWIN, PA 15642
P: 800-245-5564 F: 724-446-9252
www.linttile.com