

BOULDER



30x60cm / 12"x24"




30x30cm / 12"x12"



45x45cm / 18"x18"



8x30cm / 3"x12"
BULLNOSE



30x30cm / 12"x12"
2"x2" MOSAIC











SHADE
VARIATION V4

BOULDER PACKAGING INFORMATION

SIZES AVAILABLE	PCS/CTN	SF/CTN	CTNS/PLT	SF/PLT	PEI
12" x 24"	10	19.38	48	930.24	4
18" x 18"	9	19.65	52	1021.8	4
12" x 12"	14	13.56	66	894.96	4
12" x 12" - MOSAIC 2" x 2" on 11 7/8" x 11 7/8" Sheet All Colors	10	N/A	36	N/A	4
3" x 12" - BULLNOSE All Colors	20	N/A	84	N/A	N/A

BOULDER KEY FEATURES

 Water Absorption	 Breaking Strength	 Shade Variations	 Mohs	 Frost Resistance	 Chemical Resistance	 D.C.O.F. Wet
< 0.5%	> 250 lbs	V4	8	Resistant	Acid & Base (Excellent)	> 0.42
*Key features apply to floor tile only.				 <p>CERTIFIED PORCELAIN TILE 0.5% or less water absorption</p>		



221 LINT LANE IRWIN, PA 15642
P: 800-245-5564 F: 724-446-9252
www.linttile.com



SCAN ME

BOULDER

Digital Ink-Jet Porcelain



BOULDER BLACK ROCK/PEBBLE 12"x24"

**BOULDER
BLACK ROCK**

SHADE
VARIATION V4



BOULDER BLACK ROCK
30x60cm / 12"x24"



BLACK ROCK
45x45cm / 18"x18"



BLACK ROCK
30x30cm / 12"x12"



BLACK ROCK
2"x2" MOSAIC
30x30cm / 12"x12"



BLACK ROCK
BULLNOSE
8x30cm / 3"x12"

**BOULDER
PEBBLE**


SHADE
VARIATION V4




BOULDER PEBBLE
30x60cm / 12"x24"



PEBBLE
45x45cm / 18"x18"



PEBBLE
30x30cm / 12"x12"



PEBBLE
2"x2" MOSAIC
30x30cm / 12"x12"



PEBBLE
BULLNOSE
8x30cm / 3"x12"



BOULDER MIX BLACK ROCK/PEBBLE 12"x24"