


CIPRIANI



30x60cm / 12"x24"
PORCELAIN



8x30cm / 3"x12"
PORCELAIN BULLNOSE



30x30cm / 12"x12"
2"x2" MOSAIC
MATTE











SHADE
VARIATION V3

CIPRIANI PACKAGING INFORMATION

SIZES AVAILABLE	PCS/CTN	SF/CTN	CTNS/PLT	SF/PLT	LBS/CTN	PEI
12" x 24" - Matte	8	15.49	48	743.52	60	4
2" x 2" - MOSAIC 2" x 2" on 11 7/8" x 11 7/8" Sheet Matte - All Colors	10	N/A	36	N/A	35	4
3" x 12" - BULLNOSE Matte - All Colors	20	N/A	84	N/A	12	4

CIPRIANI KEY FEATURES

						
Water Absorption	Breaking Strength	Shade Variations	Mohs	Frost Resistance	Chemical Resistance	D.C.O.F. Wet
< 0.5%	> 250 lbs	V3	6	Resistant	Acid & Base (Excellent)	> 0.42
*Key features apply to floor tile only.						



LINT TILE

221 LINT LANE IRWIN, PA 15642

P: 800-245-5564 F: 724-446-9252

www.linttile.com

