


CREEKSIDE



30x60cm / 12"x24"



30x30cm / 12"x12"
2"x2" MOSAIC



8x30cm / 3"x12"
BULLNOSE



SHADE
VARIATION V3

CREEKSIDE PACKAGING INFORMATION

SIZES AVAILABLE	PCS/CTN	SF/CTN	CTNS/PLT	SF/PLT	PEI
12" x 24" - Calibrated	8	15.5	48	744	4
2" x 2" - MOSAIC	10	N/A	36	N/A	4
3" x 12" - BULLNOSE	20	N/A	72	N/A	4

CREEKSIDE KEY FEATURES

 Water Absorption	 Breaking Strength	 Shade Variations	 Mohs	 Frost Resistance	 Chemical Resistance	 D.C.O.F. Wet
< 0.5%	> 425 lbs	V3	7	Resistant	Class A	≥ 0.42

*Key features apply to floor tile only.



221 LINT LANE IRWIN, PA 15642
P: 800-245-5564 F: 724-446-9252
www.linttile.com



SCAN ME

CREEKSIDE


Calibrated Digital Ink-Jet Porcelain



CREEKSIDE - ALMOND

**CREEKSIDE
WHITE**


SHADE
VARIATION V3



CREEKSIDE
WHITE
30x60cm / 12"x24"




WHITE
30x30cm / 12"x12"
2"x2" MOSAIC



WHITE
8x30cm / 3"x12"
BULLNOSE

**CREEKSIDE
ALMOND**

SHADE
VARIATION V3



CREEKSIDE
ALMOND
30x60cm / 12"x24"




ALMOND
30x30cm / 12"x12"
2"x2" MOSAIC



ALMOND
8x30cm / 3"x12"
BULLNOSE

**CREEKSIDE
GRIGIO**


SHADE
VARIATION V3



CREEKSIDE
GRIGIO
30x60cm / 12"x24"



GRIGIO
30x30cm / 12"x12"
2"x2" MOSAIC



GRIGIO
8x30cm / 3"x12"
BULLNOSE



CREEKSIDE - ALMOND