

DOVER



20x50cm / 8"x20"




33x33cm / 13"x13"



8x20cm / 3"x8"
BULLNOSE



8x33cm / 3"x13"
BULLNOSE



30x30cm / 12"x12"
MOSAIC



SHADE
VARIATION V2

DOVER PACKAGING INFORMATION - CERAMIC

SIZES AVAILABLE	FL/WL	PCS/CTN	SF/CTN	CTNS/PLT	SF/PLT	PEI
8" x 20"	Wall	12	12.92	56	723.33	N/A
13" x 13"	Floor	14	17.22	40	688.8	4
12" x 12" - MOSAIC 2" x 2" on 11 7/8" x 11 7/8" Sheet All Colors	Floor	10	N/A	63	N/A	4
3" x 8" - BULLNOSE All Colors	Wall	20	N/A	120	N/A	N/A
3" x 13" - BULLNOSE All Colors	Floor	20	N/A	80	N/A	N/A

DOVER KEY FEATURES

Water Absorption	Breaking Strength	Shade Variations	Mohs	Frost Resistance	Chemical Resistance	D.C.O.F. Wet
> 3%	> 200 lbs	V2	6	NO	Acid & Base (Excellent)	N/A

*Key features apply to floor tile only.



221 LINT LANE IRWIN, PA 15642
P: 800-245-5564 F: 724-446-9252
www.linttile.com

DOVER


Digital Ink-Jet Ceramic



DOVER GRIS



DOVER BEIGE




DOVER BEIGE
20x50cm / 8"x20"



BEIGE
33x33cm / 13"x13"



BEIGE
2"x2" MOSAIC
30x30cm / 12"x12"



BEIGE
BULLNOSE
8x20cm / 3"x8"




BEIGE
BULLNOSE
8x33cm / 3"x13"

DOVER GRIS



DOVER GRIS
20x50cm / 8"x20"



GRIS
33x33cm / 13"x13"



GRIS
2"x2" MOSAIC
30x30cm / 12"x12"



GRIS
BULLNOSE
8x20cm / 3"x8"



GRIS
BULLNOSE
8x33cm / 3"x13"



DOVER GRIS