


DISTRICT



30x60cm / 12"x24"



30x30cm / 12"x12"
MOSAIC



8x30cm / 3"x12"
BULLNOSE











SHADE
VARIATION V3

DISTRICT PACKAGING INFORMATION

SIZES AVAILABLE	PCS/CTN	SF/CTN	CTNS/PLT	SF/PLT	PEI
12" x 24"	7	13.45	60	807	4
12" x 12" - MOSAIC 2" x 2" on 11 7/8" x 11 7/8" Sheet <i>All Colors</i>	10	N/A	63	N/A	4
3" x 12" - BULLNOSE <i>All Colors</i>	20	N/A	80	N/A	N/A

DISTRICT KEY FEATURES

						
Water Absorption	Breaking Strength	Shade Variations	Mohs	Frost Resistance	Chemical Resistance	D.C.O.F. Wet
< 0.5%	> 250 lbs	V3	7	Resistant	Acid & Base (Excellent)	.60
*Key features apply to floor tile only.				 <p>CERTIFIED P RCELAINTM TILE 0.5% or less water absorption</p>		



221 LINT LANE IRWIN, PA 15642
P: 800-245-5564 F: 724-446-9252
www.linttile.com