


GARDEN STONE



30x60cm / 12"x24"



30x30cm / 12"x12"
2"x2" MOSAIC



8x30cm / 3"x12"
BULLNOSE











SHADE
VARIATION V3

GARDEN STONE PACKAGING INFORMATION

SIZES AVAILABLE	PCS/CTN	SF/CTN	CTNS/PLT	SF/PLT	PEI
12" x 24" - Calibrated	8	15.5	48	744	4
2" x 2" - MOSAIC	10	N/A	36	N/A	4
3" x 12" - BULLNOSE	20	N/A	72	N/A	4

GARDEN STONE KEY FEATURES

 Water Absorption	 Breaking Strength	 Shade Variations	 Mohs	 Frost Resistance	 Chemical Resistance	 D.C.O.F. Wet
< 0.5%	> 425 lbs	V3	7	Resistant	Class A	≥ 0.42
*Key features apply to floor tile only.						



221 LINT LANE IRWIN, PA 15642
P: 800-245-5564 F: 724-446-9252
www.linttile.com



SCAN ME

GARDEN STONE

Calibrated Digital Ink-Jet Porcelain




GARDEN STONE - CHARCOAL




GARDEN STONE
CHARCOAL



GARDEN STONE
CHARCOAL
30x60cm / 12"x24"




CHARCOAL
8x30cm / 3"x12"
BULLNOSE




CHARCOAL
30x30cm / 12"x12"
2"x2" MOSAIC


GARDEN STONE
GRAY



GARDEN STONE
GRAY
30x60cm / 12"x24"



GRAY
8x30cm / 3"x12"
BULLNOSE



GRAY
30x30cm / 12"x12"
2"x2" MOSAIC



GARDEN STONE- CHARCOAL



GARDEN STONE- GRAY