

# HAVANA

Ceramic Floor & Wall Tile



HAVANA WHITE PLUS

**HAVANA WHITE PLUS**



SHADE  
VARIATION V3




HAVANA WHITE PLUS  
30x30cm /12"x12"

**HAVANA CREAM PLUS**



SHADE  
VARIATION V3



HAVANA CREAM PLUS  
30x30cm /12"x12"

# HAVANA



WHITE PLUS  
30x30cm / 12"x12"  
MATTE



WHITE PLUS BULLNOSE  
10x30cm / 4"x12"  
MATTE



WHITE PLUS 2"x2" MOSAIC  
30x30cm / 12"x12" SHEET  
MATTE



CREAM PLUS  
30x30cm / 12"x12"  
MATTE



CREAM PLUS BULLNOSE  
10x30cm / 4"x12"  
MATTE



CREAM PLUS 2"x2" MOSAIC  
30x30cm / 12"x12" SHEET  
MATTE










SHADE  
VARIATION V2

## HAVANA PACKAGING INFORMATION

SIZES AVAILABLE	PCS/CTN	LBS/CTN	SF/CTN	CTNS/PLT	SF/PLT
12" x 12" - Matte	22	65.04	23.03	34	783.02
2" x 2" - MOSAIC 11.75" x 11.75" SHEET Matte- All Colors	10	N/A	N/A	36	N/A
4" x 12" - BULLNOSE Matte- All Colors	20	11	N/A	72	N/A

## HAVANA KEY FEATURES

						
Water Absorption	Breaking Strength	Shade Variations	Mohs	Frost Resistance	Chemical Resistance	D.C.O.F. Wet
> 7.0%	> 250 lbs	V3	7 CLASS III	INDOOR	Resistant	< 0.42

\*Key features apply to floor tile only.



221 LINT LANE IRWIN, PA 15642  
P: 800-245-5564 F: 724-446-9252  
www.linttile.com



SCAN ME