

HAVANA




WHITE PLUS BULLNOSE
10x30cm / 4"x12"
MATTE




CREAM PLUS BULLNOSE
10x30cm / 4"x12"
MATTE

WHITE PLUS
30x30cm / 12"x12"
MATTE



WHITE PLUS 2"x2" MOSAIC
30x30cm / 12"x12" SHEET
MATTE

CREAM PLUS
30x30cm / 12"x12"
MATTE



CREAM PLUS 2"x2" MOSAIC
30x30cm / 12"x12" SHEET
MATTE










SHADE
VARIATION V2

HAVANA PACKAGING INFORMATION

SIZES AVAILABLE	PCS/CTN	LBS/CTN	SF/CTN	CTNS/PLT	SF/PLT
12" x 12" - Matte	22	65.04	23.03	34	783.02
2" x 2" - Mosaic 11.75" x 11.75" SHEET Matte- All Colors	10	N/A	N/A	36	N/A
4" x 12" - Bullnose Matte- All Colors	20	11	N/A	72	N/A

HAVANA KEY FEATURES

						
Water Absorption	Breaking Strength	Shade Variations	Mohs	Frost Resistance	Chemical Resistance	D.C.O.F. Wet
> 7.0%	> 250 lbs	V3	7 CLASS III	INDOOR	Resistant	< 0.42

*Key features apply to floor tile only.



221 LINT LANE IRWIN, PA 15642
P: 800-245-5564 F: 724-446-9252
www.linttile.com

