


# HEKLA



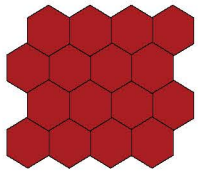
60x120cm / 24"x48"  
MATTE



30x60cm / 12"x24"  
MATTE



30x30cm / 11.75"x11.75"  
2"x2" MOSAIC  
MATTE









26x29cm / 10.25"x11.75"  
3"x3" HEXAGONAL MOSAIC  
MATTE



10x30cm / 4"x12"  
BULLNOSE  
MATTE

## HEKLA KEY FEATURES

				
Water Absorption	Breaking Strength	Shade Variations	Frost Resistance	Chemical Resistance
≤ 0.5%	≥ 292 lbs	V4	Resistant	Resistant
*Key features apply to floor tile only.			 <p>CERTIFIED <b>PORCELAIN</b> TILE 0.5% or less water absorption</p>	

## HEKLA PACKAGING INFORMATION

SIZES AVAILABLE	PCS/CTN	SF/CTN	CTNS/PLT	SF/PLT	PEI
24" × 48"- Matte	2	15.5	36	558	4
12" × 24"- Matte	7	14	40	560	4
2" × 2" - MOSAIC 11.75" × 11.75" SHEET Matte- All Colors	10	N/A	36	N/A	N/A
3" × 3" Hexagonal - MOSAIC 10.25" × 11.75" SHEET Matte- All Colors	10	N/A	36	N/A	N/A
4" × 12" - BULLNOSE Matte- All Colors	20	N/A	72	N/A	4



# LINT TILE

221 LINT LANE IRWIN, PA 15642  
P: 800-245-5564 F: 724-446-9252  
[www.linttile.com](http://www.linttile.com)



SCAN ME