



IRWIN



33x33cm / 13"x13"



41x25cm / 16"x10"



30x30cm / 12"x12"
MOSAIC



8x33cm / 3"x13"
BULLNOSE











8x25cm / 3"x10"
BULLNOSE



IRWIN PACKAGING INFORMATION

SIZES AVAILABLE	PCS/CTN	SF/CTN	CTNS/PLT	SF/PLT	PEI
16" x 10" - Glossy - Ceramic	15	14.86	64	951.04	N/A
13" x 13" - Porcelain	9	10.76	64	688.64	4
12" x 12" - MOSAIC 2" x 2" on 11 7/8" x 11 7/8" Sheet <i>All Colors</i>	10	N/A	63	N/A	4
3" x 13" - PORCELAIN BULLNOSE <i>All Colors</i>	20	N/A	80	N/A	4
3" x 10" - CERAMIC BULLNOSE <i>All Colors - Glossy</i>	8	15.5	48	744	N/A

IRWIN KEY FEATURES

						
Water Absorption	Breaking Strength	Shade Variations	Mohs	Frost Resistance	Chemical Resistance	D.C.O.F. Wet
< 0.5%	> 250 lbs	V2	6	Resistant	Acid & Base (Excellent)	> .42
*Key features apply to floor tile only.				 <p>CERTIFIED PORCELAIN TILE 0.5% or less water absorption</p>		



LINT TILE

221 LINT LANE IRWIN, PA 15642
P: 800-245-5564 F: 724-446-9252
www.linttile.com