


# KENIA



30x60cm / 12"x24" - PORCELAIN



30x30cm / 12"x12" MOSAIC



33x33cm / 13"x13"



8x20cm / 3"x8" BULLNOSE



8x20cm / 3"x8" MOLDURA



20x50cm / 8"x20"



8x30cm / 3"x12" BULLNOSE



8x33cm / 3"x13" BULLNOSE











SHADE VARIATION V2

## KENIA PACKAGING INFORMATION - CERAMIC/PORCELAIN

SIZES AVAILABLE	FL/WL	PCS/CTN	SF/CTN	CTNS/PLT	SF/PLT	PEI
8" x 20"	Wall	12	12.92	56	723.33	N/A
13" x 13"	Floor	14	17.22	40	688.8	4
12" x 24" - Porcelain	Floor	8	15.5	60	930	4
12" x 12" - MOSAIC 2" x 2" on 11 7/8" x 11 7/8" Sheet <i>All Colors</i>	Floor	10	N/A	63	N/A	4
3" x 8" - MOLDURA <i>All Colors</i>	Wall	27	N/A	50	N/A	N/A
3" x 8" - BULLNOSE <i>All Colors</i>	Wall	20	N/A	120	N/A	N/A
3" x 12" - Porcelain BULLNOSE <i>All Colors</i>	Floor	20	N/A	80	N/A	N/A
3" x 13" - BULLNOSE <i>All Colors</i>	Floor	20	N/A	80	N/A	N/A

## KENIA KEY FEATURES

						
Water Absorption	Breaking Strength	Shade Variations	Mohs	Frost Resistance	Chemical Resistance	D.C.O.F. Wet
13x13 - > 3% 12x24 - < 0.5%	13x13 - > 200 lbs 12x24 - > 250 lbs	V2	6	13x13 - NO 12x24 - YES	Acid & Base (Excellent)	> 0.42
*Key features apply to floor tile only.				 <p>CERTIFIED PORCELAIN TILE 0.5% or less water absorption</p>		



221 LINT LANE IRWIN, PA 15642  
P: 800-245-5564 F: 724-446-9252  
www.linttile.com