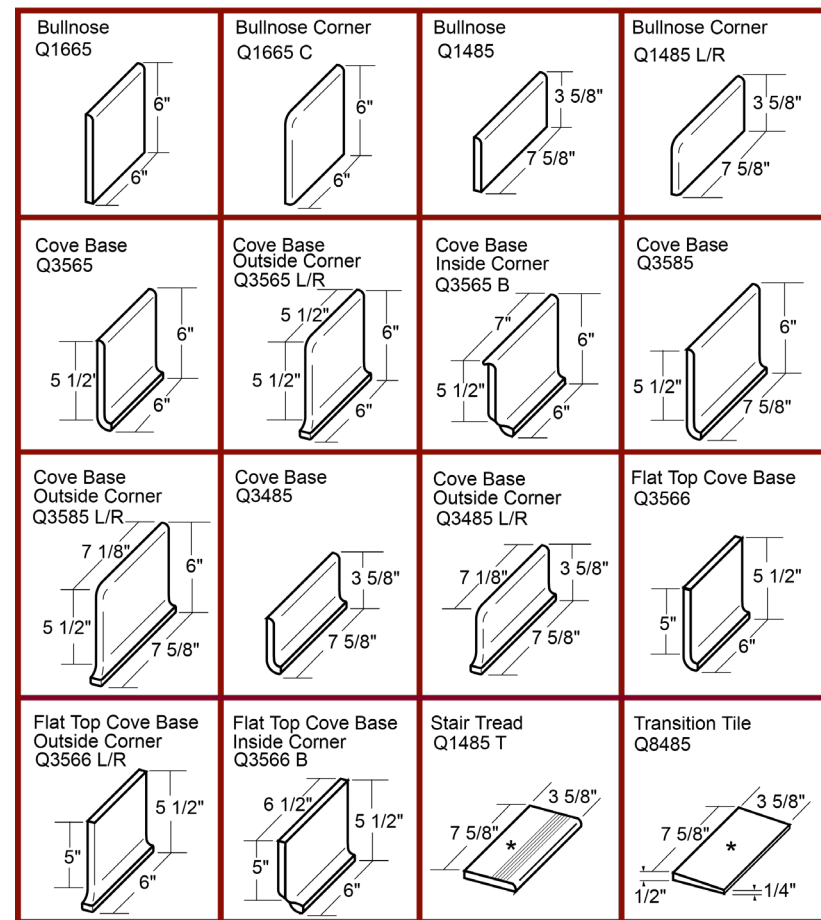


### TRIM OPTIONS



\*BARRIER FREE COMPONENTS

### METROPOLITAN QUARRY ROYAL THIN BRICK® KEY FEATURES

Water Absorption	Breaking Strength	Thickness	Frost Resistance	Chemical Resistance	Shear Bond Strength
< 3%	> 500 lbs	5/8"	ASTM C-67 > 3,000 cycles ASTM C-666-B > 300 cycles	Resistant	> 150 psi

\*Key features apply to floor tile only.

### METROPOLITAN QUARRY KEY FEATURES

Water Absorption	Breaking Strength	Thickness	Mohs	Abrasion	Frost Resistance	Chemical Resistance	D.C.O.F. Wet
3% Vitreous	3/8" ≥ 400 lbs 1/2" ≥ 800 lbs	STANDARD	7	< 275 mm <sup>3</sup>	Resistant	Class A	XA ≥ 0.70 Others > 0.60

\*Key features apply to floor tile only.

### METROPOLITAN QUARRY PACKAGING INFORMATION

Note- approximate figures		Pieces Per Sq Ft	Pieces Per Carton	Sq Ft Per Carton	Pieces Per Pallet	Cartons Per Pallet	Sq Ft Per Pallet	Weight Per Sq Ft / Piece	Weight Per Pallet		
<b>FIELD TILE</b>	1/2" Thick	4" x 4"	9	64	7.1	5120	80	568	4.5 lbs	2750 lbs	
		4" x 8"	4.5	32	7.1	2560	80	568	4.8 lbs	2750 lbs	
		4" x 12"	3	24	8	1728	72	576	4.9 lbs	2822 lbs	
		6" x 6"	4	28	7	1960	70	490	5.8 lbs	2850 lbs	
		6" x 9"	2.67	13	4.86	1300	100	486	5.6 lbs	2722 lbs	
	8" x 8"	2.25	16	7.1	1280	80	568	5.2 lbs	2950 lbs		
	3/8" Thick	6" x 6"	4	36	9	2520	70	630	4.4 lbs	2751 lbs	
	3/4" Thick	6" x 9"	2.67	9	3.37	900	100	337	8.2 lbs	2780 lbs	
	<b>TRIM PIECES</b>	Round Top Cove Base	Q3565	n/a	14	n/a	1400	100	n/a	1.5 lbs	2100 lbs
			Q3565L	n/a	14	n/a	1400	100	n/a	1.5 lbs	2100 lbs
Q3565R			n/a	14	n/a	1400	100	n/a	1.5 lbs	2100 lbs	
Q3565B			n/a	14	n/a	1400	100	n/a	1.5 lbs	2100 lbs	
Round Top Cove Base		Q3585	n/a	14	n/a	1120	80	n/a	1.5 lbs	1680 lbs	
		Q3585L	n/a	14	n/a	1120	80	n/a	1.5 lbs	1680 lbs	
		Q3585R	n/a	14	n/a	1120	80	n/a	1.5 lbs	1680 lbs	
Bullnose Trim		Q3485	n/a	12	n/a	1788	149	n/a	1.5 lbs	2682 lbs	
		Q3485L	n/a	12	n/a	1788	149	n/a	1.5 lbs	2682 lbs	
		Q3485R	n/a	12	n/a	1788	149	n/a	1.5 lbs	2682 lbs	
		Q1665	n/a	14	n/a	1400	100	n/a	1.5 lbs	2100 lbs	
		Q1665C	n/a	14	n/a	1400	100	n/a	1.5 lbs	2100 lbs	
Flat Top Cove Base		Q3566	n/a	14	n/a	1400	100	n/a	1.5 lbs	2100 lbs	
		Q3566L	n/a	14	n/a	1400	100	n/a	1.5 lbs	2100 lbs	
		Q3566R	n/a	14	n/a	1400	100	n/a	1.5 lbs	2100 lbs	
		Q3566B	n/a	14	n/a	1400	100	n/a	1.5 lbs	2100 lbs	
Transition		Q8485	n/a	16	n/a	2384	149	n/a	1.5 lbs	3576 lbs	
<b>METROBRICK THIN BRICK - MODULAR SIZE 2-1/4" X 7-5/8" X 5/8"</b>											
Field	6.86	52	7.58	3120	60	454.8	5.27 lbs	2397 lbs			
90° Corner	n/a	24	n/a	1440	60	n/a	1.24 lbs	1790 lbs			
Edge Cap	n/a	10	n/a	600	60	n/a	2.03 lbs	1220 lbs			



# LINT TILE

221 LINT LANE IRWIN, PA 15642  
P: 800-245-5564 F: 724-446-9252  
www.linttile.com

# METROPOLITAN QUARRY

Unglazed Commercial Ceramic



DOWN TO EARTH® COBBLESTONE



BASICS® PURITAN GRAY/BUCKSKIN




METROTREAD® MAYFLOWER RED

QUARRY BASICS®  
QUARRY BASICS® - XA ABRASIVE  
METRO TREAD®  
DOWN TO EARTH®  
ROYAL THIN BRICK®



**METROPOLITAN QUARRY**



**QUARRY BASICS®**  
#505 PLAZA GRAY  
20x20cm — 8"x8"  
7 5/8" x 7 5/8" x 1/2"

THROUGH BODY COLOR



#505 PLAZA GRAY  
10x20cm / 4"x8"  
3 5/8" x 7 5/8" x 1/2"



#505 PLAZA GRAY  
15x15cm — 6"x6"  
6" x 6" x 1/2"

COLORS AVAILABLE IN ALL 3 SIZES

#107 BOULEVARD

#108 CHESTNUT BROWN

#507 PURITAN GRAY


#105 BUCKSKIN

#310 MAYFLOWER RED

SEE BACK FOR TRIM OPTIONS


#710 RAVEN

**METROPOLITAN QUARRY**




**QUARRY BASICS®**  
XA-ABRASIVE  
#31XA MAYFLOWER RED  
20x20cm — 8"x8"  
7 5/8" x 7 5/8" x 1/2"

SLIP RESISTANT TILE



#31XA MAYFLOWER RED  
10x20cm / 4"x8"  
3 5/8" x 7 5/8" x 1/2"



#31XA MAYFLOWER RED  
15x15cm — 6"x6"  
6" x 6" x 1/2"

COLORS AVAILABLE IN ALL 3 SIZES


SEE BACK FOR TRIM OPTIONS

#57XA PURITAN GRAY

#15XA BUCKSKIN

#18XA CHESTNUT BROWN

**METROPOLITAN QUARRY**




**METRO TREAD®**  
#15T BUCKSKIN  
15x15cm — 6"x6"  
6" x 6" x 1/2"

SLIP RESISTANT TREAD

COLORS AVAILABLE IN 6"x6"



#57T PURITAN GRAY  
15x15cm — 6"x6"  
6" x 6" x 1/2"




#31T MAYFLOWER RED  
15x15cm — 6"x6"  
6" x 6" x 1/2"

TRIM OPTIONS - Q1665 & Q1665C  
SEE BACK FOR DETAILS

ALSO AVAILABLE  
#310 MAYFLOWER RED  
METRO® PAVER  
15x23cm — 6"x9"  
6" x 9" x 3/4"



**METROPOLITAN QUARRY**




**DOWN TO EARTH®**  
#350 RED PAVER  
VELOUR TEXTURE  
10x20cm — 4"x8"  
3 5/8" x 7 5/8" x 1/2"

#155 COBBLESTONE

#255 DESERT FLOOR

#458 BEDROCK

**METROPOLITAN QUARRY**



**ROYAL THIN BRICK®**  
CONCORD BLEND  
10x30cm — 2 3/4"x7 5/8"  
2 3/4" x 7 5/8" x 3/8"  
AVAILABLE CORNER  
2 3/4" x 7 5/8" x 3 5/8"

ALL COLORS AVAILABLE IN 2 3/4" x 7 5/8" x 5/8"

LEXINGTON BLEND

BERKLEY BLEND

HAMPSHIRE BLEND

FEDERAL BLEND



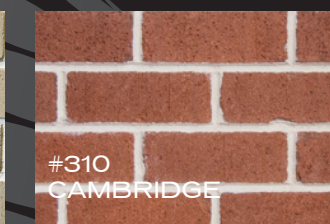
#105 BEACON



#250 CHARLES



#101 NEWBURY




#310 CAMBRIDGE




#220 PARK



#10K TREMONT



#505 CONGRESS



#458 HAWTHORNE



#350 ARLINGTON



#710 HANOVER