


MONT BLANC



60x120cm / 24"x48"



60x60cm / 24"x24"



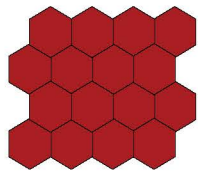
30x30cm
11.75"x11.75"
2"x2" MOSAIC



30x60cm / 12"x24"



10x30cm / 4"x12"
BULLNOSE



26x29cm / 10.25"x11.75"
3"x3" HEXAGONAL
MOSAIC




SHADE
VARIATION V2

MONT BLANC PACKAGING INFORMATION

SIZES AVAILABLE	PCS/CTN	SF/CTN	CTNS/PLT	SF/PLT	PEI
24" x 48"	2	15.50	36	558.00	4
24" x 24"	6	23.25	24	558.00	4
12" x 24"	8	15.50	32	496.00	4
2" x 2" - MOSAIC 11.75" x 11.75" SHEET	10	N/A	36	N/A	N/A
3" x 3" Hexagonal - MOSAIC 10.25" x 11.75" SHEET	10	N/A	36	N/A	N/A
4" x 12" - BULLNOSE	20	N/A	72	N/A	4

MONT BLANC KEY FEATURES

						
Water Absorption	Breaking Strength	Shade Variations	Mohs	Frost Resistance	Chemical Resistance	D.C.O.F. Wet
~ 0.2%	≥ 275 lbs	V2	≥ 6	Resistant	Resistant	≥ 0.59

*Key features apply to floor tile only.



LINT TILE

221 LINT LANE IRWIN, PA 15642
P: 800-245-5564 F: 724-446-9252
www.linttile.com

