


## OLD ROCKS



30x60cm / 12"x24"



30x30cm / 12"x12"  
2"x2" MOSAIC



8x30cm / 3"x12"  
BULLNOSE










SHADE  
VARIATION V3

### OLD ROCKS PACKAGING INFORMATION

SIZES AVAILABLE	PCS/CTN	SF/CTN	CTNS/PLT	SF/PLT	PEI
12" x 24" - Calibrated	8	15.5	48	744	4
2" x 2" - MOSAIC	10	N/A	36	N/A	4
3" x 12" - BULLNOSE	20	N/A	72	N/A	4

### OLD ROCKS KEY FEATURES

 Water Absorption	 Breaking Strength	 Shade Variations	 Mohs	 Frost Resistance	 Chemical Resistance	 D.C.O.F. Wet
< 0.5%	> 425 lbs	V3	7	Resistant	Class A	≥ 0.42

\*Key features apply to floor tile only.



# LINT TILE

221 LINT LANE IRWIN, PA 15642  
P: 800-245-5564 F: 724-446-9252  
www.linttile.com



SCAN ME

# OLD ROCKS

Calibrated Digital Ink-Jet Porcelain




OLD ROCKS - LIGHT GRAY





**OLD ROCKS**  
TAUPE


SHADE VARIATION V3



OLD ROCKS  
TAUPE  
30x60cm / 12"x24"




TAUPE  
30x30cm / 12"x12"  
2"x2" MOSAIC



TAUPE  
8x30cm / 3"x12"  
BULLNOSE

**OLD ROCKS**  
LIGHT GRAY

SHADE VARIATION V3



OLD ROCKS  
LIGHT GRAY  
30x60cm / 12"x24"



LIGHT GRAY  
30x30cm / 12"x12"  
2"x2" MOSAIC




LIGHT GRAY  
8x30cm / 3"x12"  
BULLNOSE

**OLD ROCKS**  
BLACK

SHADE VARIATION V3



OLD ROCKS  
BLACK  
30x60cm / 12"x24"



BLACK  
30x30cm / 12"x12"  
2"x2" MOSAIC



BLACK  
8x30cm / 3"x12"  
BULLNOSE



OLD ROCKS - LIGHT GRAY