

PETRIFIED HICKORY



15x61cm / 6"x24"



15x61cm / 6"x24"
BULLNOSE









SHADE
VARIATION V3

PETRIFIED HICKORY PACKAGING INFORMATION

SIZES AVAILABLE	PCS/CTN	WT/CTN	SF/CTN	CTNS/PLT	SF/PLT	PEI
6" x 24"	12	54 lbs	12	48	576	4
6" x 24" - BULLNOSE	20	54 lbs	N/A	48	N/A	4

PETRIFIED HICKORY KEY FEATURES

					
Water Absorption	Breaking Strength	Shade Variations	Mohs	Chemical Resistance	D.C.O.F. Wet
0.5%	400 lbs	V3	7	RESISTANT	≥0.42

*Key features apply to floor tile only.



221 LINT LANE IRWIN, PA 15642
P: 800-245-5564 F: 724-446-9252
www.linttile.com

PETRIFIED HICKORY

Digital Ink-Jet Porcelain



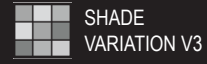
PETRIFIED HICKORY ANCIENT

**PETRIFIED HICKORY
ANCIENT**

ALSO AVAILABLE- 6"x24" BULLNOSE



PETRIFIED HICKORY
#600 ANCIENT
15x61cm / 6"x24"



**PETRIFIED HICKORY
FOSSIL**

ALSO AVAILABLE- 6"x24" BULLNOSE



PETRIFIED HICKORY
#700 FOSSIL
15x61cm / 6"x24"

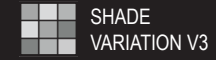


**PETRIFIED HICKORY
RELIC**

ALSO AVAILABLE- 6"x24" BULLNOSE



PETRIFIED HICKORY
700 RELIC
15x61cm / 6"x24"



PETRIFIED HICKORY FOSSIL



PETRIFIED HICKORY RELIC