

PRADO












74.5x74.5cm / 29.33"x29.33"



PRADO PACKAGING INFORMATION

| SIZES AVAILABLE | PCS/CTN | SF/CTN | CTNS/PLT | SF/PLT | COLORS | PEI |
|-----------------|---------|--------|----------|--------|--------|-----|
| 29.33" x 29.33" | 2 | 11.94 | 42 | 501.48 | 4 | 4 |

PRADO KEY FEATURES

|  |  |  |  |  |  |  |  |  |
|---|---|---|---|---|--|---|---|---|
| Water Absorption | Breaking Strength | Shade Variations | Mohs | Frost Resistance | Chemical Resistance | D.C.O.F. Wet | C.O.F. Wet | C.O.F. Dry |
| < 0.5% | > 250 lbs | V2 | 6 | Resistant | Class 5 | > 0.42 | ≥ 0.50 | ≥ 0.60 |
| *Key features apply to floor tile only. | | | | |  | | | |



221 LINT LANE IRWIN, PA 15642
 P: 800-245-5564 F: 724-446-9252
www.linttile.com