

## PREEMINENT II



60x120cm / 24"x48"  
MATTE/POLISHED



10x30cm / 4"x12"  
POLISHED



10x30cm / 4"x12"  
BULLNOSE  
MATTE/POLISHED




SHADE  
VARIATION V3




60x60cm / 24"x24"  
MATTE/POLISHED



30x60cm / 12"x24"  
MATTE/POLISHED



30x30cm / 11.75"x11.75"  
2"x2" MOSAIC  
MATTE










26x29cm / 10.25"x11.75"  
3"x3" HEXAGONAL  
MOSAIC MATTE


### PREEMINENT II PACKAGING INFORMATION

SIZES AVAILABLE	PCS/CTN	SF/CTN	CTNS/PLT	SF/PLT	PEI
2" x 2" - MOSAIC 11.75" x 11.75" SHEET Matte- All Colors	10	N/A	36	N/A	4
24" x 48"-Matte/Polished	2	15.49	35	542.15	4
4" x 12" - Polished	20	6.66	72	479.52	4
4" x 12" - BULLNOSE Matte/Polished- All Colors	20	N/A	72	N/A	4
12" x 24"-Matte/Polished	8	15.38	32	492.16	4
24" x 24"-Matte/Polished	4	15.46	32	494.72	4
3" x 3" Hexagonal - MOSAIC 10.25" x 11.75" SHEET Matte- All Colors	10	N/A	36	N/A	4

### PREEMINENT II KEY FEATURES

						
Water Absorption	Breaking Strength	Shade Variations	Mohs	Frost Resistance	Chemical Resistance	D.C.O.F. Wet
< 0.5%	≥ 425 lbs	V3	7 Matte	Resistant	Class B Matte	≥ 0.42 Matte

\*Key features apply to floor tile only.



CERTIFIED  
**PORCELAIN**  
TILE  
0.5% or less water absorption

# PREEMINENT II

Digital Ink-Jet Porcelain  
Rectified



PREEMINENT II WHITE



221 LINT LANE IRWIN, PA 15642  
P: 800-245-5564 F: 724-446-9252  
www.linttile.com



SCAN ME

**PREEMINENT II**  
WHITE



PREEMINENT II WHITE  
60x120cm / 24"x48"  
MATTE/POLISHED



SHADE  
VARIATION V3




WHITE  
10x30cm / 4"x12"  
POLISHED




WHITE  
10x30cm / 4"x12"  
BULLNOSE  
MATTE/POLISHED




WHITE  
26x29cm / 10.25"x11.75"  
3"x3" HEXAGONAL MOSAIC  
MATTE



WHITE  
60x60cm / 24"x24"  
MATTE/POLISHED



WHITE  
30x60cm / 12"x24"  
MATTE/POLISHED



WHITE  
30x30cm / 11.75"x11.75"  
2"x2" MOSAIC  
MATTE



PREEMINENT II WHITE



PREEMINENT II WHITE