

PREEMINENT II



60x120cm / 24"x48"
MATTE/POLISHED



10x30cm / 4"x12"
POLISHED



10x30cm / 4"x12"
BULLNOSE
MATTE/POLISHED



60x60cm / 24"x24"
MATTE/POLISHED




SHADE
VARIATION V3

PREEMINENT II PACKAGING INFORMATION


SIZES AVAILABLE	PCS/CTN	SF/CTN	CTNS/PLT	SF/PLT	PEI
2" x 2" - MOSAIC 11.75" x 11.75" SHEET Matte- All Colors	10	N/A	36	N/A	4
24" x 48"-Matte/Polished	2	15.49	35	542.15	4
4" x 12" - Polished	20	6.66	72	479.52	4
4" x 12" - BULLNOSE Matte/Polished- All Colors	20	N/A	72	N/A	4
12" x 24"-Matte/Polished	8	15.38	32	492.16	4
24" x 24"-Matte/Polished	4	15.46	32	494.72	4
3" x 3" Hexagonal - MOSAIC 10.25" x 11.75" SHEET Matte- All Colors	10	N/A	36	N/A	4



30x60cm / 12"x24"
MATTE/POLISHED










30x30cm / 11.75"x11.75"
2"x2" MOSAIC
MATTE




26x29cm / 10.25"x11.75"
3"x3" HEXAGONAL
MOSAIC MATTE

PREEMINENT II KEY FEATURES

 Water Absorption	 Breaking Strength	 Shade Variations	 Mohs	 Frost Resistance	 Chemical Resistance	 D.C.O.F. Wet
< 0.5%	≥ 425 lbs	V3	7 Matte	Resistant	Class B Matte	≥ 0.42 Matte

*Key features apply to floor tile only.



0.5% or less water absorption

PREEMINENT II

Digital Ink-Jet Porcelain
Rectified



221 LINT LANE IRWIN, PA 15642
P: 800-245-5564 F: 724-446-9252
www.linttile.com



SCAN ME

PREEMINENT II
WHITE



PREEMINENT II WHITE
60x120cm / 24"x48"
MATTE/POLISHED




WHITE
10x30cm / 4"x12"
POLISHED




WHITE
10x30cm / 4"x12"
BULLNOSE
MATTE/POLISHED




WHITE
26x29cm / 10.25"x11.75"
3"x3" HEXAGONAL MOSAIC
MATTE



WHITE
60x60cm / 24"x24"
MATTE/POLISHED



WHITE
30x60cm / 12"x24"
MATTE/POLISHED



WHITE
30x30cm / 11.75"x11.75"
2"x2" MOSAIC
MATTE



PREEMINENT II WHITE



PREEMINENT II WHITE