

## QUEENSTONE




30x60cm / 12"x24"



25x60cm / 10"x24"  
CERAMIC WALL TILE



30x30cm / 12"x12"



30x30cm / 12"x12"  
MOSAIC



45x45cm / 18"x18"



8x30cm / 3"x12"  
BULLNOSE



8x25cm / 3"x10"  
BULLNOSE










SHADE  
VARIATION V2


### QUEENSTONE PACKAGING INFORMATION

SIZES AVAILABLE	PCS/CTN	SF/CTN	CTNS/PLT	SF/PLT	PEI
10" x 24"	10	16.15	48	775.20	N/A
12" x 12"	11	10.66	66	703.56	4
18" x 18"	7	15.28	52	794.56	4
12" x 24"	8	15.5	48	744	4
12" x 12" - MOSAIC 2" x 2" on 11 7/8" x 11 7/8" Sheet All Colors	10	N/A	63	N/A	4
3" x 12" - BULLNOSE All Colors	20	N/A	80	N/A	N/A
3" x 10" - BULLNOSE All Colors	20	N/A	80	N/A	N/A

### QUEENSTONE KEY FEATURES

						
Water Absorption	Breaking Strength	Shade Variations	Mohs	Frost Resistance	Chemical Resistance	D.C.O.F. Wet
< 0.5%	> 250 lbs	V2	7	Resistant	Acid & Base (Excellent)	> 0.42

\*Key features apply to floor tile only.



CERTIFIED  
**PORCELAIN**  
TILE  
0.5% or less water absorption



221 LINT LANE IRWIN, PA 15642  
P: 800-245-5564 F: 724-446-9252  
www.linttile.com


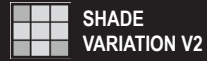
# QUEENSTONE

Digital Ink-Jet Porcelain and Ceramic







**QUEENSTONE ASH**



QUEENSTONE ASH  
30x60cm / 12"x24"




ASH  
45x45cm / 18"x18"



ASH  
30x30cm / 12"x12"


**QUEENSTONE BEIGE**




QUEENSTONE BEIGE  
30x60cm / 12"x24"




BEIGE  
45x45cm / 18"x18"



BEIGE  
30x30cm / 12"x12"



2"x2" MOSAIC ASH  
30x30cm / 12"x12"




CERAMIC WALL TILE ASH  
25x60cm / 10"x24"



BULLNOSE ASH  
8x25cm / 3"x10"



BULLNOSE ASH  
8x30cm / 3"x12"



2"x2" MOSAIC BEIGE  
30x30cm / 12"x12"



CERAMIC WALL TILE BEIGE  
25x60cm / 10"x24"



BULLNOSE BEIGE  
8x25cm / 3"x10"



BULLNOSE BEIGE  
8x30cm / 3"x12"



QUEENSTONE - ASH



QUEENSTONE - BEIGE