



QUARRY



GRAY
20x20cm / 8"x8"
UNGLAZED



GRAY COVEBASE
20x15cm / 8"x6"
UNGLAZED



RED
20x20cm / 8"x8"
UNGLAZED










RED COVEBASE
20x15cm / 8"x6"
UNGLAZED

QUARRY PACKAGING INFORMATION

SIZES AVAILABLE	PCS/CTN	LBS/CTN	SF/CTN	CTNS/PLT	SF/PLT
Rectified 8" x 8" - Unglazed <i>Actual: 7.625in x 7.625in x .43in</i>	26	53.2	11.6	64	742.40
8" x 6" - COVE BASE <i>Actual: 7.625in x 6in x .35in</i>	26	40	N/A	64	N/A

QUARRY KEY FEATURES

						
Water Absorption	Breaking Strength	Shade Variations	Mohs	Frost Resistance	Chemical Resistance	D.C.O.F. Wet
< 3.0%	> 350 lbs	V1	7	OUTDOOR	Resistant	SLIP RESISTANT
*Key features apply to floor tile only.						



221 LINT LANE IRWIN, PA 15642
P: 800-245-5564 F: 724-446-9252
www.linttile.com



SCAN ME