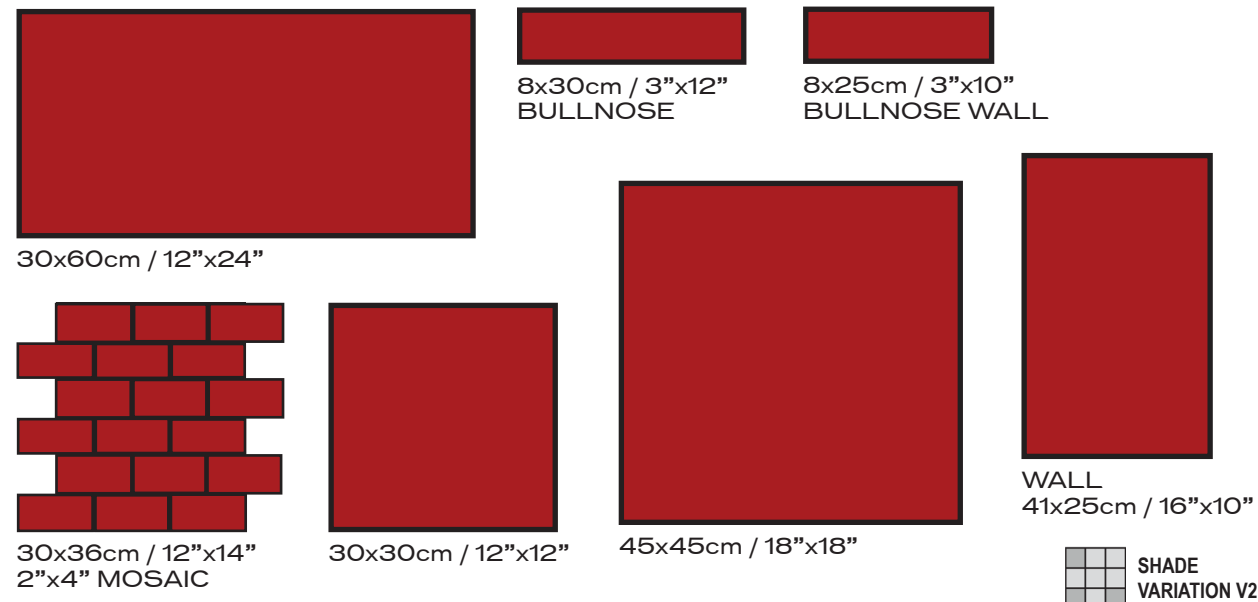


SPRINGWOOD



SPRINGWOOD PACKAGING INFORMATION

SIZES AVAILABLE	PCS/CTN	SF/CTN	CTNS/PLT	SF/PLT	PEI
16" x 10"- Ceramic Wall - Glossy	15	16.15	54	872.10	N/A
12" x 24"- Porcelain	10	19.38	48	930.24	4
18" x 18"- Porcelain	9	19.65	52	1021.8	4
12" x 12"- Porcelain	14	13.56	66	894.96	4
12" x 14" - MOSAIC 2" x 4" on 11 3/4" x 13 3/4" Sheet All Colors- Porcelain	10	N/A	36	N/A	4
3" x 12" - BULLNOSE All Colors- Porcelain	20	N/A	84	N/A	N/A
3" x 10" - BULLNOSE WALL All Colors- Glossy Ceramic	20	N/A	98	N/A	N/A

SPRINGWOOD KEY FEATURES

Water Absorption	Breaking Strength	Shade Variations	Mohs	Frost Resistance	Chemical Resistance	D.C.O.F. Wet
< 0.5%	> 275 lbs	V2	9	Resistant	Resistant	> 0.42

*Key features apply to floor tile only.



221 LINT LANE IRWIN, PA 15642
 P: 800-245-5564 F: 724-446-9252
 www.linttile.com

SPRINGWOOD

Digital Ink-Jet Porcelain and Ceramic




SPRINGWOOD GREY AND SNOW



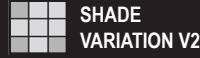
SPRINGWOOD GREY



SPRINGWOOD GREY
30x60cm / 12"x24"



2"x4" MOSAIC GREY
30x36cm / 12"x14"



SHADE
VARIATION V2



BULLNOSE GREY
GLOSSY
8x25cm / 3"x10"



BULLNOSE GREY
8x30cm / 3"x12"

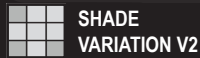
SPRINGWOOD SNOW




SPRINGWOOD SNOW
30x60cm / 12"x24"




2"x4" MOSAIC SNOW
30x36cm / 12"x14"



SHADE
VARIATION V2



BULLNOSE SNOW
GLOSSY
8x25cm / 3"x10"



BULLNOSE SNOW
8x30cm / 3"x12"



GREY
30x30cm / 12"x12"



GREY 45x45cm / 18"x18"




WALL GREY
GLOSSY
41x25cm / 16"x10"



SNOW
30x30cm / 12"x12"



SNOW 45x45cm / 18"x18"



WALL SNOW
GLOSSY
41x25cm / 16"x10"



SPRINGWOOD GREY AND SNOW



SPRINGWOOD GREY AND SNOW