

TRAVERTINO

Rectified Glazed Porcelain




TRAVERTINO CREMA - MATTE

TRAVERTINO CREMA



SHADE
VARIATION V3




TRAVERTINO CREMA
30x60cm / 12"x24"
MATTE / POLISHED

TRAVERTINO BLANCO



SHADE
VARIATION V3



TRAVERTINO BLANCO
30x60cm / 12"x24"
MATTE / POLISHED

TRAVERTINO



CREMA
30x60cm / 12"x24"
MATTE / POLISHED



CREMA 2"x2" MOSAIC
30x30cm / 12"x12" SHEET
MATTE




CREMA
26x29cm / 10.25"x11.75"
3"x3" HEXAGONAL MOSAIC
MATTE



CREMA BULLNOSE
10x30cm / 4"x12"
MATTE / POLISHED



BLANCO
30x60cm / 12"x24"
MATTE / POLISHED



BLANCO 2"x2" MOSAIC
30x30cm / 12"x12" SHEET
MATTE



BLANCO
26x29cm / 10.25"x11.75"
3"x3" HEXAGONAL MOSAIC
MATTE



BLANCO BULLNOSE
10x30cm / 4"x12"
MATTE / POLISHED










SHADE
VARIATION V3

TRAVERTINO PACKAGING INFORMATION

| SIZES AVAILABLE | PCS/CTN | LBS/CTN | SF/CTN | CTNS/PLT | SF/PLT | PEI |
|--|---------|---------|--------|----------|--------|-------|
| Rectified 12" x 24" - Matte / Polished | 5 | 42.25 | 9.68 | 60 | 580.8 | 4 / 3 |
| 2" x 2" - MOSAIC 11.75" x 11.75" SHEET Matte- All Colors | 10 | N/A | N/A | 36 | N/A | N/A |
| 3" x 3" Hexagonal - MOSAIC 10.25" x 11.75" SHEET Matte- All Colors | 10 | N/A | N/A | 36 | N/A | N/A |
| 4" x 12" - BULLNOSE Matte / Polished - All Colors | 20 | 11 | N/A | 72 | N/A | N/A |

TRAVERTINO KEY FEATURES

|  |  |  |  |  |  |  |
|---|---|---|---|--|---|---|
| Water Absorption | Breaking Strength | Shade Variations | Mohs | Frost Resistance | Chemical Resistance | D.C.O.F. Wet |
| ≤ 0.2% | ≥ 337 lbs | V3 | 7 | OUTDOOR | Resistant | < 0.42 |

*Key features apply to floor tile only.



221 LINT LANE IRWIN, PA 15642
P: 800-245-5564 F: 724-446-9252
www.linttile.com

