

# TRAVERTINO


Rectified Glazed Porcelain



TRAVERTINO CREMA - MATTE

**TRAVERTINO CREMA**


SHADE  
VARIATION V3



TRAVERTINO CREMA  
30x60cm / 12"x24"  
MATTE / POLISHED

**TRAVERTINO BLANCO**

SHADE  
VARIATION V3



TRAVERTINO BLANCO  
30x60cm / 12"x24"  
MATTE / POLISHED



# TRAVERTINO



**CREMA**  
30x60cm / 12"x24"  
MATTE / POLISHED



**CREMA 2"x2" MOSAIC**  
30x30cm / 12"x12" SHEET  
MATTE




**CREMA**  
26x29cm / 10.25"x11.75"  
3"x3" HEXAGONAL MOSAIC  
MATTE



**CREMA BULLNOSE**  
10x30cm / 4"x12"  
MATTE / POLISHED



**BLANCO**  
30x60cm / 12"x24"  
MATTE / POLISHED



**BLANCO 2"x2" MOSAIC**  
30x30cm / 12"x12" SHEET  
MATTE



**BLANCO**  
26x29cm / 10.25"x11.75"  
3"x3" HEXAGONAL MOSAIC  
MATTE



**BLANCO BULLNOSE**  
10x30cm / 4"x12"  
MATTE / POLISHED



SHADE  
VARIATION V3

TRAVERTINO PACKAGING INFORMATION						
SIZES AVAILABLE	PCS/CTN	LBS/CTN	SF/CTN	CTNS/PLT	SF/PLT	PEI
Rectified 12" x 24" - Matte / Polished	5	42.25	9.68	60	580.8	4 / 3
2" x 2" - MOSAIC 11.75" x 11.75" SHEET Matte- All Colors	10	N/A	N/A	36	N/A	N/A
3" x 3" Hexagonal - MOSAIC 10.25" x 11.75" SHEET Matte- All Colors	10	N/A	N/A	36	N/A	N/A
4" x 12" - BULLNOSE Matte / Polished - All Colors	20	11	N/A	72	N/A	N/A

TRAVERTINO KEY FEATURES						
<b>Water Absorption</b>	<b>Breaking Strength</b>	<b>Shade Variations</b>	<b>Mohs</b>	<b>Frost Resistance</b>	<b>Chemical Resistance</b>	<b>D.C.O.F. Wet</b>
≤ 0.2%	≥ 337 lbs	V3	7	OUTDOOR	Resistant	< 0.42
*Key features apply to floor tile only.				<p>CERTIFIED <b>PORCELAIN</b> TILE 0.5% or less water absorption</p>		



221 LINT LANE IRWIN, PA 15642  
P: 800-245-5564 F: 724-446-9252  
www.linttile.com



SCAN ME