


**ULTRA**

**ULTRA**

Digital Ink-Jet Porcelain



30x60cm / 12"x24"  
MATTE



30x30cm / 11.75"x11.75"  
2"x2" MOSAIC  
MATTE



10x30cm / 4"x12"  
BULLNOSE  
MATTE




SHADE  
VARIATION V1


**ULTRA PACKAGING INFORMATION**

SIZES AVAILABLE	PCS/CTN	SF/CTN	CTNS/PLT	SF/PLT	PEI
12" x 24"-Matte	8	15.5	48	744	4
2" x 2" - MOSAIC 11.75" x 11.75" SHEET Matte- All Colors	10	N/A	36	N/A	4
4" x 12" - BULLNOSE Matte- All Colors	20	N/A	84	N/A	4

**ULTRA KEY FEATURES**

 Water Absorption	 Breaking Strength	 Shade Variations	 Mohs	 Frost Resistance	 Chemical Resistance	 D.C.O.F. Wet
< 0.5%	> 250 lbs	V1	7	Resistant	Acid & Base (Excellent)	> 0.42

\*Key features apply to floor tile only.



0.5% or less water absorption



ULTRA WHITE - MATTE




221 LINT LANE IRWIN, PA 15642  
P: 800-245-5564 F: 724-446-9252  
www.linttile.com




SCAN ME


**ULTRA  
WHITE**




ULTRA WHITE  
30x60cm / 12"x24"  
MATTE




WHITE  
30x30cm / 11.75"x11.75"  
2"x2" MOSAIC  
MATTE



WHITE  
10x30cm / 4"x12"  
BULLNOSE  
MATTE

 SHADE  
VARIATION V1


**ULTRA  
BLACK**




ULTRA BLACK  
30x60cm / 12"x24"  
MATTE



BLACK  
30x30cm / 11.75"x11.75"  
2"x2" MOSAIC  
MATTE



BLACK  
10x30cm / 4"x12"  
BULLNOSE  
MATTE

 SHADE  
VARIATION V1



ULTRA BLACK - MATTE