


ULTRA



30x60cm / 12"x24"
MATTE



30x30cm / 11.75"x11.75"
2"x2" MOSAIC
MATTE



10x30cm / 4"x12"
BULLNOSE
MATTE



SHADE
VARIATION V1

ULTRA PACKAGING INFORMATION

SIZES AVAILABLE	PCS/CTN	SF/CTN	CTNS/PLT	SF/PLT	PEI
12" x 24"-Matte	8	15.5	48	744	4
2" x 2" - MOSAIC 11.75" x 11.75" SHEET Matte- All Colors	10	N/A	36	N/A	4
4" x 12" - BULLNOSE Matte- All Colors	20	N/A	84	N/A	4

ULTRA KEY FEATURES

Water Absorption	Breaking Strength	Shade Variations	Mohs	Frost Resistance	Chemical Resistance	D.C.O.F. Wet
< 0.5%	> 250 lbs	V1	7	Resistant	Acid & Base (Excellent)	> 0.42

*Key features apply to floor tile only.



221 LINT LANE IRWIN, PA 15642
P: 800-245-5564 F: 724-446-9252
www.linttile.com



SCAN ME


ULTRA

Digital Ink-Jet Porcelain




ULTRA WHITE - MATTE

**ULTRA
WHITE**



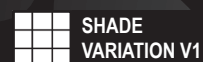
ULTRA WHITE
30x60cm / 12"x24"
MATTE



WHITE
30x30cm / 11.75"x11.75"
2"x2" MOSAIC
MATTE




WHITE
10x30cm / 4"x12"
BULLNOSE
MATTE




SHADE
VARIATION V1


**ULTRA
BLACK**



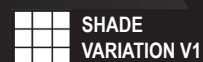
ULTRA BLACK
30x60cm / 12"x24"
MATTE



BLACK
30x30cm / 11.75"x11.75"
2"x2" MOSAIC
MATTE



BLACK
10x30cm / 4"x12"
BULLNOSE
MATTE



SHADE
VARIATION V1



ULTRA BLACK - MATTE