

WOODLANDS



17x114cm / 7"x45"
MATTE










SHADE
VARIATION V2

WOODLANDS PACKAGING INFORMATION

SIZES AVAILABLE	PCS/CTN	SF/CTN	CTNS/PLT	SF/PLT	PEI
7" x 45"- Matte	5	10.44	63	657.79	4

WOODLANDS KEY FEATURES

						
Water Absorption	Breaking Strength	Shade Variations	Mohs	Frost Resistance	Chemical Resistance	D.C.O.F. Wet
< 0.5%	> 295 lbs	V2	7	Resistant	Resistant	0.39

*Key features apply to floor tile only.



WOODLANDS

Digital Ink-Jet Porcelain
Rectified



WOODLANDS - NATURAL



221 LINT LANE IRWIN, PA 15642
P: 800-245-5564 F: 724-446-9252
www.linttile.com

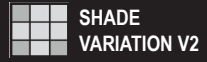


SCAN ME


**WOODLANDS
BLANCO**



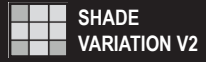
WOODLANDS
BLANCO
17x114cm / 7"x45"
MATTE



**WOODLANDS
HAYA**



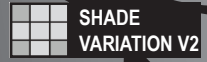
WOODLANDS
HAYA
17x114cm / 7"x45"
MATTE



**WOODLANDS
GRAFITO**



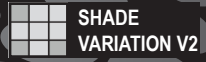
WOODLANDS
GRAFITO
17x114cm / 7"x45"
MATTE




**WOODLANDS
NATURAL**



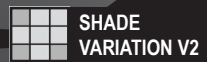
WOODLANDS
NATURAL
17x114cm / 7"x45"
MATTE



**WOODLANDS
GRIS**



WOODLANDS
GRIS
17x114cm / 7"x45"
MATTE



**WOODLANDS
NOGAL**



WOODLANDS
NOGAL
17x114cm / 7"x45"
MATTE

