

# WOODLANDS



17x114cm / 7"x45"  
MATTE

SHADE  
VARIATION V2

WOODLANDS PACKAGING INFORMATION					
SIZES AVAILABLE	PCS/CTN	SF/CTN	CTNS/PLT	SF/PLT	PEI
7" x 45"- Matte	5	10.44	63	657.79	4

WOODLANDS KEY FEATURES						
Water Absorption	Breaking Strength	Shade Variations	Mohs	Frost Resistance	Chemical Resistance	D.C.O.F. Wet
< 0.5%	> 295 lbs	V2	7	Resistant	Resistant	0.39
*Key features apply to floor tile only.				 <small>0.5% or less water absorption</small>		



221 LINT LANE IRWIN, PA 15642  
P: 800-245-5564 F: 724-446-9252  
www.linttile.com



SCAN ME

# WOODLANDS

Digital Ink-Jet Porcelain  
Rectified



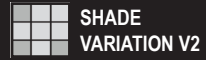
WOODLANDS - NATURAL



**WOODLANDS  
BLANCO**



WOODLANDS  
BLANCO  
17x114cm / 7"x45"  
MATTE



SHADE  
VARIATION V2

**WOODLANDS  
HAYA**



WOODLANDS  
HAYA  
17x114cm / 7"x45"  
MATTE

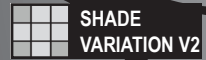


SHADE  
VARIATION V2

**WOODLANDS  
GRAFITO**



WOODLANDS  
GRAFITO  
17x114cm / 7"x45"  
MATTE



SHADE  
VARIATION V2

**WOODLANDS  
NATURAL**




WOODLANDS  
NATURAL  
17x114cm / 7"x45"  
MATTE

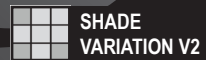


SHADE  
VARIATION V2

**WOODLANDS  
GRIS**



WOODLANDS  
GRIS  
17x114cm / 7"x45"  
MATTE



SHADE  
VARIATION V2

**WOODLANDS  
NOGAL**



WOODLANDS  
NOGAL  
17x114cm / 7"x45"  
MATTE



SHADE  
VARIATION V2