


NERO

Digital Ink-Jet Porcelain




NERO - BLACK

NERO
BLACK




NERO BLACK
40x80cm / 16"x32"
MATTE / POLISHED



BLACK 2"x2" MOSAIC
30x30cm / 12"x12" SHEET
MATTE / POLISHED




BLACK BULLNOSE
10x40cm / 4"x16"
MATTE / POLISHED




BLACK
26x29cm / 10.25"x11.75"
3"x3" HEXAGONAL MOSAIC
MATTE / POLISHED

NERO
WHITE



NERO WHITE
40x80cm / 16"x32"
MATTE / POLISHED



WHITE 2"x2" MOSAIC
30x30cm / 12"x12" SHEET
MATTE / POLISHED



WHITE BULLNOSE
10x40cm / 4"x16"
MATTE / POLISHED




WHITE
26x29cm / 10.25"x11.75"
3"x3" HEXAGONAL MOSAIC
MATTE / POLISHED



LINT TILE

NERO




2"x2" MOSAIC
30x30cm / 12"x12" SHEET
MATTE / POLISHED



40x80cm / 16"x32" MATTE / POLISHED



BULLNOSE MATTE / POLISHED
10x40cm / 4"x16"



26x29cm / 10.25"x11.75"
3"x3" HEXAGONAL MOSAIC
MATTE / POLISHED



SHADE
VARIATION V4

NERO PACKAGING INFORMATION						
SIZES AVAILABLE	PCS/CTN	LBS/CTN	SF/CTN	CTNS/PLT	SF/PLT	PEI
Rectified 16" x 32" - Matte / Polished	4	54.93	13.67	48	656.16	4
2" x 2" - MOSAIC 11.75" x 11.75" SHEET Matte- All Colors	10	N/A	N/A	36	N/A	N/A
3" x 3" Hexagonal - MOSAIC 10.25" x 11.75" SHEET Matte- All Colors	10	N/A	N/A	36	N/A	N/A
4" x 16" - BULLNOSE Matte / Polished - All Colors	10	22	N/A	N/A	N/A	N/A

NERO KEY FEATURES						
Water Absorption	Breaking Strength	Shade Variations	Mohs	Frost Resistance	Chemical Resistance	D.C.O.F. Wet
≤ 0.2%	≥ 337 lbs	V4	7	OUTDOOR	Resistant	< 0.42
*Key features apply to floor tile only.				<p>CERTIFIED PORCELAIN TILE 0.5% or less water absorption</p>		



SCAN ME



221 LINT LANE IRWIN, PA 15642
P: 800-245-5564 F: 724-446-9252
www.linttile.com